

ROADMAP • OPEN ACCESS

Roadmap on Li-ion battery manufacturing research

To cite this article: Patrick S Grant *et al* 2022 *J. Phys. Energy* **4** 042006

View the [article online](#) for updates and enhancements.

You may also like

- [LIGO detector characterization in the second and third observing runs](#)
D Davis, J S Areeda, B K Berger et al.
- [Centrality determination in heavy-ion collisions with the LHCb detector](#)
The LHCb collaboration, R. Aaij, C. Abellán Beteta et al.
- [Model comparison from LIGO–Virgo data on GW170817's binary components and consequences for the merger remnant](#)
B P Abbott, R Abbott, T D Abbott et al.



ROADMAP

Roadmap on Li-ion battery manufacturing research

OPEN ACCESS

RECEIVED
7 April 2022REVISED
5 August 2022ACCEPTED FOR PUBLICATION
31 August 2022PUBLISHED
7 November 2022

Original content from this work may be used under the terms of the [Creative Commons Attribution 4.0 licence](#).

Any further distribution of this work must maintain attribution to the author(s) and the title of the work, journal citation and DOI.



Patrick S Grant^{1,13,*}, David Greenwood², Kunal Pardikar^{3,13} , Rachel Smith^{3,13}, Thomas Entwistle³, Laurence A Middlemiss³, Glen Murray³, Serena A Cussen^{4,13} , M J Lain², M J Capener², M Copley², Carl D Reynolds^{5,13}, Sam D Hare^{6,13}, Mark J H Simmons^{6,13}, Emma Kendrick^{5,13} , Stanislaw P Zankowski^{1,13}, Samuel Wheeler^{1,13}, Pengcheng Zhu^{5,7,13}, Peter R Slater^{2,7} , Ye Shui Zhang^{8,9,13}, Andrew R T Morrison^{8,13}, Will Dawson^{8,13}, Juntao Li^{8,13}, Paul R Shearing^{8,13}, Dan J L Brett^{8,13}, Guillaume Matthews¹ , Ruihuan Ge^{3,13}, Ross Drummond¹⁰, Eloise C Tredenick¹⁰ , Chuan Cheng² , Stephen R Duncan¹⁰, Adam M Boyce^{8,13} , Mona Faraji-Niri^{2,13}, James Marco^{2,13}, Luis A Roman-Ramirez^{2,11,13}, Charlotte Harper¹², Paul Blackmore¹², Tim Shelley¹², Ahmad Mohsseni¹² and Denis J Cumming^{3,13,*} 

¹ Department of Materials, University of Oxford, Oxford OX1 3PH, United Kingdom

² Warwick Manufacturing Group (WMG), University of Warwick, Coventry CV4 7AL, United Kingdom

³ Department of Chemical and Biological Engineering, The University of Sheffield, Mappin St, Sheffield S1 3JD, United Kingdom

⁴ Department of Materials Science and Engineering, University of Sheffield, Sheffield S1 3JD, United Kingdom

⁵ School of Metallurgy and Materials, University of Birmingham, Edgbaston, Birmingham B15 2SE, United Kingdom

⁶ School of Chemical Engineering, University of Birmingham, Birmingham B15 2TT, United Kingdom

⁷ School of Chemistry, The University of Birmingham, Edgbaston B15 2TT, United Kingdom

⁸ Electrochemical Innovation Lab, Department of Chemical Engineering, University College London, London WC1E 7JE, United Kingdom

⁹ School of Engineering, University of Aberdeen, Aberdeen AB24 3UE, United Kingdom

¹⁰ Department of Engineering Science, University of Oxford, 17 Parks Road, Oxford OX1 3PJ, United Kingdom

¹¹ London South Bank University, 103 Borough Road, London SE1 0AA, United Kingdom

¹² UK Battery Industrialisation Centre, Rowley Road, Baginton, Coventry, United Kingdom

¹³ The Faraday Institution, Quad One, Harwell Science and Innovation Campus, Didcot, United Kingdom

* Authors to whom any correspondence should be addressed.

E-mail: patrick.grant@materials.ox.ac.uk and d.cumming@sheffield.ac.uk

Keywords: battery, manufacturing, electrode, Li-ion, metrology, machine learning, coating

Abstract

Growth in the Li-ion battery market continues to accelerate, driven primarily by the increasing need for economic energy storage for electric vehicles. Electrode manufacture by slurry casting is the first main step in cell production but much of the manufacturing optimisation is based on trial and error, know-how and individual expertise. Advancing manufacturing science that underpins Li-ion battery electrode production is critical to adding to the electrode manufacturing value chain. Overcoming the current barriers in electrode manufacturing requires advances in materials, manufacturing technology, in-line process metrology and data analytics, and can enable improvements in cell performance, quality, safety and process sustainability. In this roadmap we explore the research opportunities to improve each stage of the electrode manufacturing process, from materials synthesis through to electrode calendaring. We highlight the role of new process technology, such as dry processing, and advanced electrode design supported through electrode level, physics-based modelling. Progress in data driven models of electrode manufacturing processes is also considered. We conclude there is a growing need for innovations in process metrology to aid fundamental understanding and to enable feedback control, an opportunity for electrode design to reduce trial and error, and an urgent imperative to improve the sustainability of manufacture.

Contents

1. Introduction	3
2. UK strategy and ecosystem for batteries	4
3. Particle-scale engineering for better Li-ion battery electrodes	7
4. Synthesis of cathode active materials and scale-up challenges	11
5. Evolution of the slurry making process	14
6. Rheological properties of lithium-ion battery electrode slurries	17
7. Coating current collectors with electrode slurries	20
8. Electrode structuring through slurry cast processing	23
9. Mechanistic understanding of electrode drying by modelling	26
10. Advanced metrology for the electrode drying process	29
11. Solvent-free electrode processing: opportunities and challenges	32
12. Deformation mechanism of lithium-ion battery electrodes during manufacture	35
13. Model-driven design of structured electrodes for lithium-ion batteries	38
14. Image-based modelling for rational design and optimisation of electrode microstructures	41
15. The application of machine learning methods for improved battery manufacturing	44
16. The role of design of experiments (DoE) methods for optimised battery manufacturing	47
17. An industrialisation perspective from UKBIC—towards sustainable manufacturing of lithium-ion battery cells	50
Data availability statement	52
References	52

1. Introduction

Patrick S Grant

Department of Materials, University of Oxford, Oxford OX1 3PH, United Kingdom

The Faraday Institution, Quad One, Harwell Science and Innovation Campus, Didcot, United Kingdom

All mass market Li-ion battery electrodes are fabricated by casting of a viscous slurry comprising an electrochemically active material, a binder, conductive additives and a fugitive liquid onto a metallic foil current collector. The solvent/suspension mixture dries (evaporation of the solvent) to produce an electrode structure that is a random mixture of the constituent particulate materials adhered together and to the current collector by the binder, and residual porosity. Both anodes (typically graphite-based) and cathodes (typically Li-oxide-based) are made this way. The anodes and cathodes are then calendared (rolled under compression) to reduce thickness and to increase density, a porous polymer separator is introduced, and the arrangement packaged together with a liquid Li-ion containing organic electrolyte into cylindrical, pouch or other cells, and then into battery packs.

Because of its high productivity, robustness and scalability to the gigafactory, slurry casting has become embedded as the cornerstone of industrial Li-ion battery fabrication and the reason for the extraordinary and continuing decrease in Li-ion battery costs over the last decade or so. However, because of the growing installed capital base and its ubiquity, it is easy to forget that slurry casting has restrictions and produces reliable electrodes only over a narrow range of thicknesses (tens to a few hundreds of microns), porosities (approximately 30 vol%) and formulations (up to 96 wt% active material). At the industrial scale, electrode innovations tend to be restricted to those that can ‘drop-in’ to existing manufacturing lines, and consequently the trade-off space for cell performance, such as energy density at the expense of power density and vice-versa, remains relatively constrained. Slurry casting also has a propensity for defects such as agglomerates that can act as nucleation points for premature degradation. Surprisingly and despite their widespread use, there are also gaps in the understanding of electrode structural evolution during the critical steps of slurry formulation and casting, drying and calendaring. Consequently, the tuning of the many parameters for each of these steps is largely empirical, time-consuming, and wasteful. Until very recently, the development and optimisation of Li-ion battery electrodes has had relatively little up-front design and predictive capability, or in-line metrology, and has relied largely on trial and error.

Alongside the growing installed capacity of slurry casting, there has been an accelerating emergence from the research base of alternative, and in some ways, more capable manufacturing processes, that produce structured or ‘smart’ electrodes. Here the objective is to arrange the materials of the electrode more elegantly and according to a design intended to exploit the intrinsic properties of the electrochemically active material more widely. Increasingly these approaches are guided by modelling and simulation insights. For example, there are now a number of demonstrated approaches to pore engineering where templates or other techniques are used to contrive the interconnected electrode porosity into a more advantageous morphology, such as through electrode thickness pore channels. While capacity at slow charge/discharge rates is usually unaffected by this type of pore structuring, the electrodes can show much improved capacity at faster rates because electrode-scale Li ion diffusion is made easier. Other developments include a growing interest in manufacturing routes that reduce or remove the need for the liquid solvent used in slurry casting, with potentially very significant beneficial impacts on the sustainability of electrode manufacture, as well as possible performance benefits.

In response to these trends and the associated diverse set of challenges, the Faraday Institution, the UK’s independent institute for electrochemical energy storage research, established the NEXTRODE (Next generation electrodes) project in September 2019. We have since assembled a multidisciplinary team of experimentalists and modellers from both within and beyond the battery field. Our aim is to realise improvements in battery performance by smarter assembly of the different materials based on investigation, understanding and exploitation of the science of electrode manufacture. In this roadmap article, we outline our view of the opportunities to increase the scientific understanding of the key steps in current Li ion electrode and battery manufacture, and how this understanding might be used to improve manufacturing (for example by reducing excessive trial-and-error optimisation) and battery performance (for example by expanding the range of performance trade-offs available). We also consider some of the emerging new approaches in electrode manufacture, including increased use of in-line metrology, solvent-free or dry processing, how to manipulate electrode structure, and novel approaches to electrode design and analysis. Finally, we are using machine learning (ML) and correlative techniques based on manufacturing data at all stages and scales to investigate how manufacturing innovations at the laboratory scale, whether for conventional or new processes, can be translated to the commercial scale more quickly and effectively.

2. UK strategy and ecosystem for batteries

David Greenwood

Warwick Manufacturing Group (WMG), University of Warwick, Coventry CV4 7AL, United Kingdom

The UK has identified battery technology, and particularly the industrialisation of batteries as being of strategic national importance, and as a result we have one of the best designed ecosystems in the world for the development and commercialisation of batteries.

Decarbonisation is now clearly embedded within UK government policy, having been the first country (in 2019) to legally commit to achieve net zero by 2050. This has been followed up in November 2020 by the 10-point plan for a green industrial revolution (banning sales of petrol and diesel vehicles by 2030/2035), Transport Decarbonisation Plan, and more recently with the Net Zero Strategy: Build Back Greener and UK Net Zero Research and innovation Framework. All these documents recognise the significant role played by battery energy storage, and the need to build scientific and industrial capability and capacity for their development and manufacture.

In part the current UK approach has been driven by lessons of the past where the UK produced great science in this field (such as the work of John B Goodenough on cobaltate cathode materials at Oxford in the 1980s) but saw its exploitation take place overseas. It would be easy to put this down to a lack of UK commercialisation capability but, in reality, it was due to not having applications for the technology in the UK economy. In a world before laptops and mobile phones, Sony's camcorder was the first portable electronic device to deliver a business case for the use of Lithium-ion batteries. To be truly successful at exploiting battery technology, the UK needs to focus as much on applications as it does on science and technology.

Whilst many market sectors have needs for batteries, in the UK it was the automotive sector which provided the initial business case for change. Successive automotive technology roadmaps [ref: NAIGT 2009, APC Electrical Energy Storage Roadmap 2020] have identified the rise of electrified vehicles since the late 1990s, but in the mid 2010s the trajectory took a step change as climate change, air quality (brought into sharp focus by 'dieselgate' in 2015) and energy security came together as policy drivers, resulting in a succession of regulations and policy committing the industry to an accelerated path towards electrification.

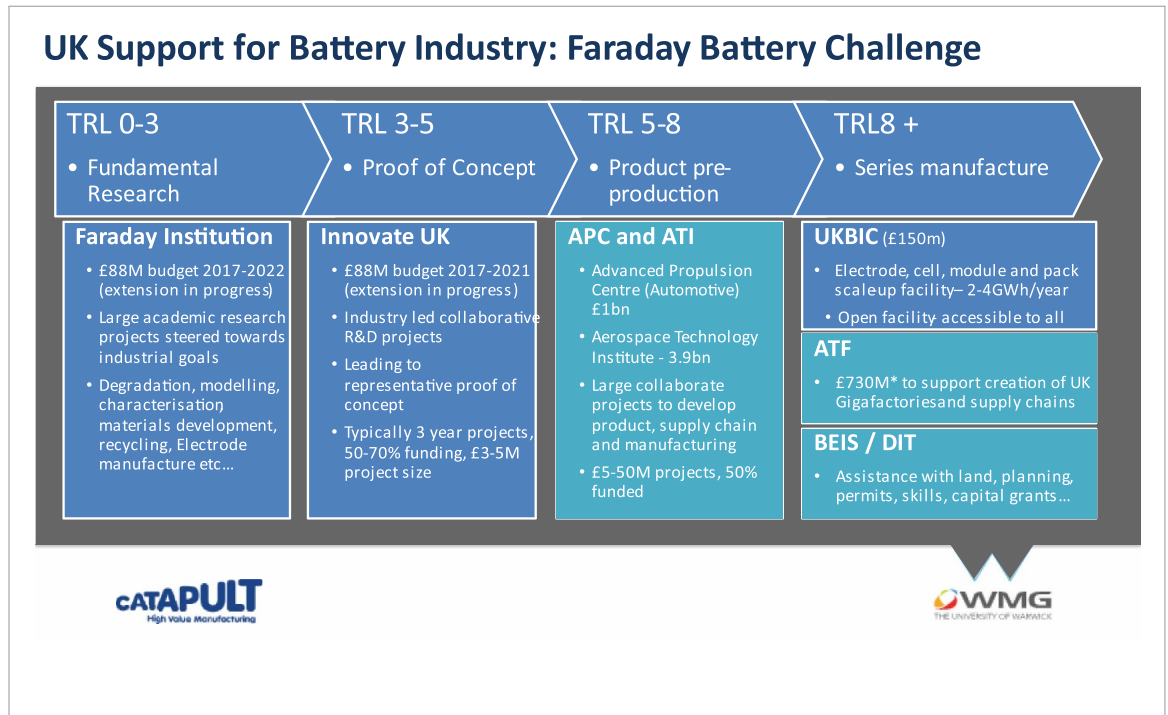
The UK Auto sector is the largest export sector in the UK, employing 800 000 people and generating £60bn of turnover in 2020. In 2020 we made 1.8 M engines manufactured 1 M cars per year (down from a peak of 1.8 M in 2016) [ref SMMT motor industry facts 2021]. The electrification of this sector represented both an opportunity and a threat, as the battery represents around half of the 'bill-of-materials' cost for an electric vehicle, and batteries are expensive and hazardous to ship long distances. If the UK makes batteries for electric vehicles then this opens up a new market opportunity of £9bn per year by 2040 [ref Faraday Institution 'UK electric vehicle and battery production to 2040'] and anchors the auto sector in the UK. If we do not then it is likely that car manufacturing will migrate to locations where batteries are made—losing out not just in the missed opportunities of batteries, but also seeing the atrophy of supply chains for the rest of the vehicle.

In response, the Automotive Council and Academic community proposed to government in 2016 an initiative now known as the Faraday Battery Challenge. This proposed a mission-led approach with common governance for all stages of battery development and commercialisation, from fundamental research through to investment in gigafactories and their supply chains. In 2017 the Faraday Battery challenge was launched, with £246 M committed to support the first four years of activity, which has subsequently been extended, and additional activities aligned to it. This ecosystem now includes:

- The Faraday Institution—with a remit to fund large-scale, highly collaborative academic research to answer critical industrial questions. This operates a more closely managed programme than most academic funding mechanisms, with regular review and the ability to dynamically redirect funding and resources according to ability to deliver impact.
- Collaborative R&D programmes (through Innovate UK) support business led collaborations to get to proof-of-concept with new technologies—with typical projects size £3–5 M and 2–3 years' duration.
- Collaborative R&D programmes (through the Advanced Propulsion Centre) support industrialisation of vehicles, components and systems, through to the point of pre-production—with typical projects up to £40 M in size and around 3 years' duration.
- The High Value Manufacturing Catapult—in particular, its centres at WMG (Warwick) and CPI (Teeside) which host pilot lines and scale up facilities.
- The UK Battery industrialisation Centre—an internationally unique open access facility for high volume manufacturing scale-up of electrodes, cells and batteries. Opened by the Prime Minister in 2021, the facility

hosts production facilities capable of 4 GWh yr⁻¹ electrode manufacturing rates, and the ability to assemble cells to pouch and cylindrical forms, as well as semi-automated module and pack build.

- The Automotive Transformation fund—currently standing at £750 m, with the ability to de-risk capital investments in major manufacturing facilities for batteries and their supply chain.
- The Faraday Battery Challenge—a co-ordinating function hosted by UKRI, connecting all of the above mechanisms, with deep links into UK government, including BEIS, DIT, DEFRA, Cabinet Office.



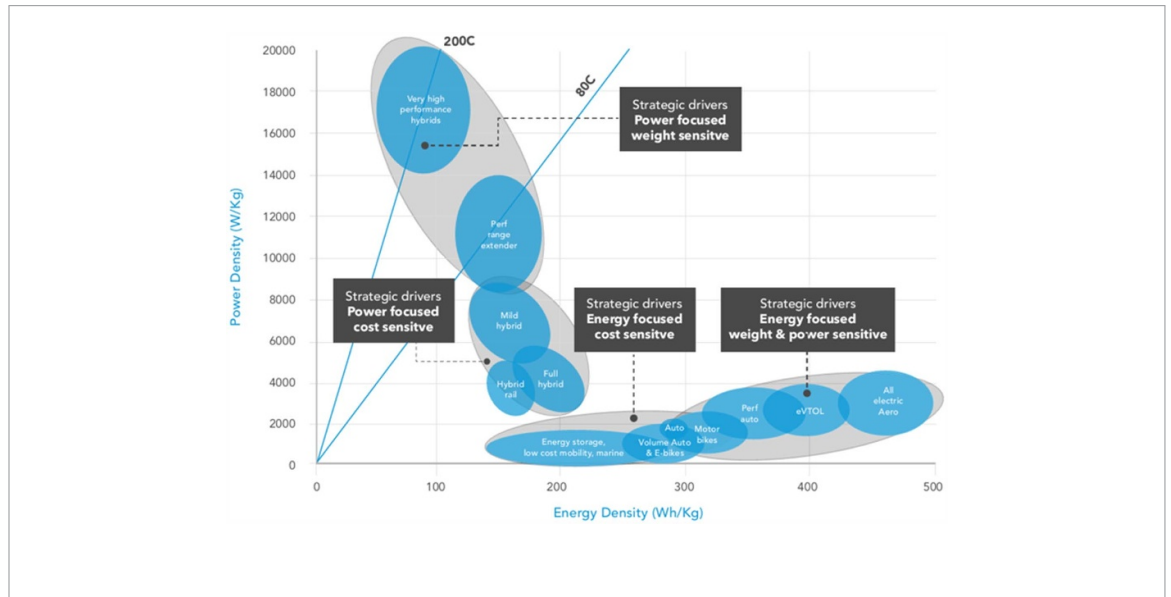
For the automotive sector, a key milestone has been the announcement of battery ‘gigafactories’ (battery factories producing gigawatt hours of batteries per year) in the UK—as these will anchor the automotive sector in the UK. At the time of writing, two such factories have been announced, and further announcements are anticipated. As importantly these factories provide the direct market pull for upstream materials manufacturers to respond to—and this will be a major focus for the Faraday Battery Challenge in the future. Further, this market growth improves the business case for battery recycling in the UK, as it delivers both feedstock and customers for end product. At present several initiatives [ref: APC project RECOVAS, Recyclus] are underway to deliver kiloton per year capacity for battery materials recovery, but as yet there remains a gap in the UK capability around conversion of ‘black mass’ to precursors for electrochemical material manufacture.

Whilst devised originally to support an automotive requirement, The UK ecosystem provides an excellent base around which to grow UK battery capability into other sectors as their energy storage needs become clearer. These now include all forms of surface transport, aerospace, marine, domestic electricity storage and grid scale storage of renewable energy.

Work by WMG and the Faraday Battery Challenge has studied these future cross sectoral needs and has proposed four ‘families’ of applications which share similar technical requirements, and which could therefore be addressed by similar battery technologies (see figure below—credit WMG/Faraday Battery Challenge 2021):

- Power focus/Weight sensitive—batteries with very high charge and discharge power to weight ratio (80–200 C rate). Typically used in high value applications such as aerospace and motorsport, where cost may be less of a constraint, and often in a hybridised application.
- Power focus/Cost sensitive—batteries with relatively high charge/discharge capability (10–50 C rate) for use in hybrid applications in higher volume (and more cost sensitive) markets, generally alongside a fuel cell or combustion engine.
- Energy focus/power and weight sensitive—for use in EV applications from ebikes through electric motorcycles, cars, electric buses and into eVTOL aircraft. These are the primary energy source for the vehicle, so energy density is critical, but power and weight must be adequate for the application.

- (d) Energy focus/cost sensitive—generally for use in non-transport applications such as grid support where weight and volume are relatively unconstrained, but typically very large (MWh) scale applications, so cost per kWh is a major driver.



With these families in mind, it is possible to guide emerging technologies towards their most likely applications and vice-versa, as well as to commission research in areas which will strengthen the market position of UK technologies.

Over the next 5 years the UK has specific opportunities, coming from both research and industrialisation, around electrochemical materials (including NMC, solid state, sodium ion, lithium sulfur and silicon anodes), high power density batteries for aerospace and motorsport, and recycling of battery materials.

So with a world class research and development ecosystem and a clear technology strategy, the UK has the best possible basis for innovation in batteries. For those of us in the research community, our job is now to deliver against that vision.

3. Particle-scale engineering for better Li-ion battery electrodes

Kunal Pardikar^{1,2}, Rachel Smith^{1,2} and Denis Cumming^{1,2}

¹ Department of Chemical and Biological Engineering, The University of Sheffield, Mappin St, Sheffield S1 3JD, United Kingdom

² The Faraday Institution, Quad One, Harwell Science and Innovation Campus, Didcot, United Kingdom

Status

A variety of innovative techniques to modify the active material particle structure have been implemented throughout the years. These techniques include particle coating, grain-boundary strengthening, designer secondary particles, single crystal morphology [1]. Particle coatings improve the structural strength of the secondary particle providing longer cycle life and improved capacity retention [2]. Unique secondary particle structures like core-shell [3] and full-concentration-gradient [4] exhibit local regions of high-Ni content as well as high-Mn content combining increased capacity and structural stability. Distinctly shaped secondary particles (cube, rod, dumbbell, needle) synthesized through the common co-precipitation technique have been shown to exhibit superior performance [5]. Secondary particles with radially aligned primary particles have been shown to improve high C-rate performance by offering faster solid-state diffusion pathways for the Lithium ions [6]. Radial alignment of primary particles is also beneficial in uniform distribution of the mechanical stress caused due to volume changes during cycling. Designer secondary particles offer distinct enhancement in different aspects of battery performance metrics. Single crystal morphology eliminates the problem of micro-cracking, giving better degradation performance and long cycle life. These particle structure modification techniques prove effective in tackling particle-scale challenges in the electrode microstructure.

Current and future challenges

Low electronic conductivity

Most cathode active material particles have low electronic conductivity. Conductive additives (carbon black, acetylene black) need to be added to provide electronic percolation networks and three-phase boundary necessary for electrochemical reaction (figure 1(a)). Uniform distribution of the conductive additives in the electrode and on the surface of active material particles is not guaranteed by traditional slurry casting process. Synthesizing composite particles of active material and conductive additives offers one approach to tackle this challenge [7].

Slow solid-state diffusion

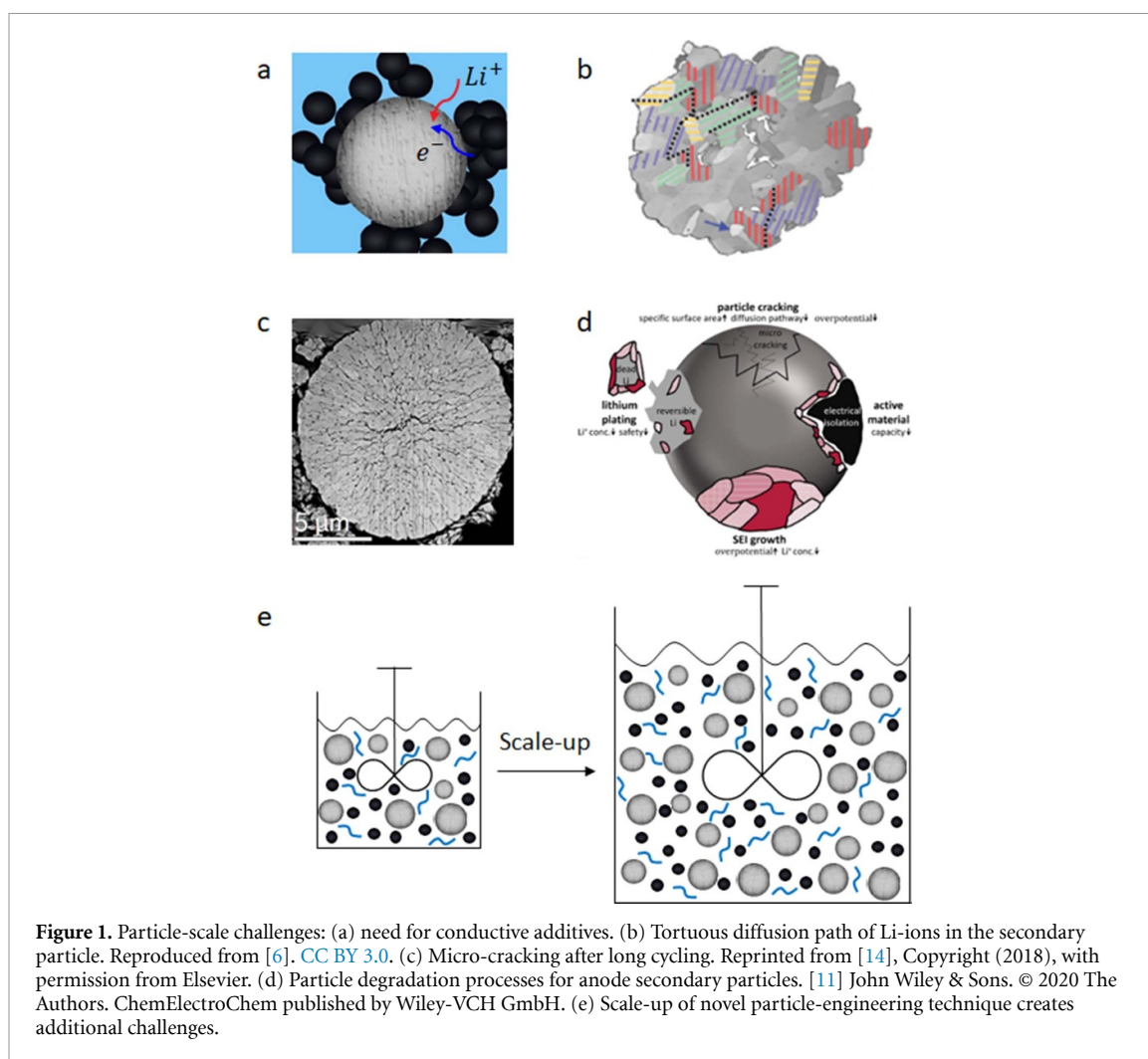
For complete utilization of the available capacity, Li ions need to diffuse to the core of the secondary particle. Randomly oriented primary particles cause tortuous diffusion (figure 1(b)). This sluggish solid-state diffusion of Li ions results in underutilization of the active material at high C-rates and impacts the rate capability performance of the battery [6]. Large secondary particles increase the energy density, but particle size is limited by the solid-state diffusion [8]. Engineering techniques producing secondary particles with radially-aligned primary particles alleviate this challenge to some extent by reducing intra-particle anisotropy and providing faster diffusion pathways [9].

Micro-cracking

Large anisotropic expansion and contraction of the active material crystals during cycling is problematic for particle's structural integrity. The mechanical stress caused by such large volume changes introduce micro-cracks along primary particle boundaries (figure 1(c)). These cracks increase the electrolyte infiltration in the secondary particle causing capacity reduction due to deleterious particle-electrolyte side reactions [10]. The cracks widen up and propagate during subsequent cycles causing fragmentation of the secondary particle and electrical isolation of localized regions (figure 1(d)) [11]. The challenge is to avoid such micro-cracking which results in reduced capacity, underutilization of active material, and short cycle life. Particle designs like core-shell, full concentration gradient, radially-aligned primary particles as well as different particle coatings have been proved effective in avoiding such micro-cracking.

Particle size optimization

Size distribution of active material particles making up the electrode affects the electrochemical performance [6, 11]. Too large particles cause active material underutilization at high C-rates due to longer solid-state diffusion paths. While too small particles increase the active surface area available for the deleterious side reactions causing faster chemical degradation. A sensible PSD through the electrode microstructure can



optimize the electrochemical performance [11]. Particle engineering and design techniques offering control over the particle size prove effective in generating such optimized particle size distributions.

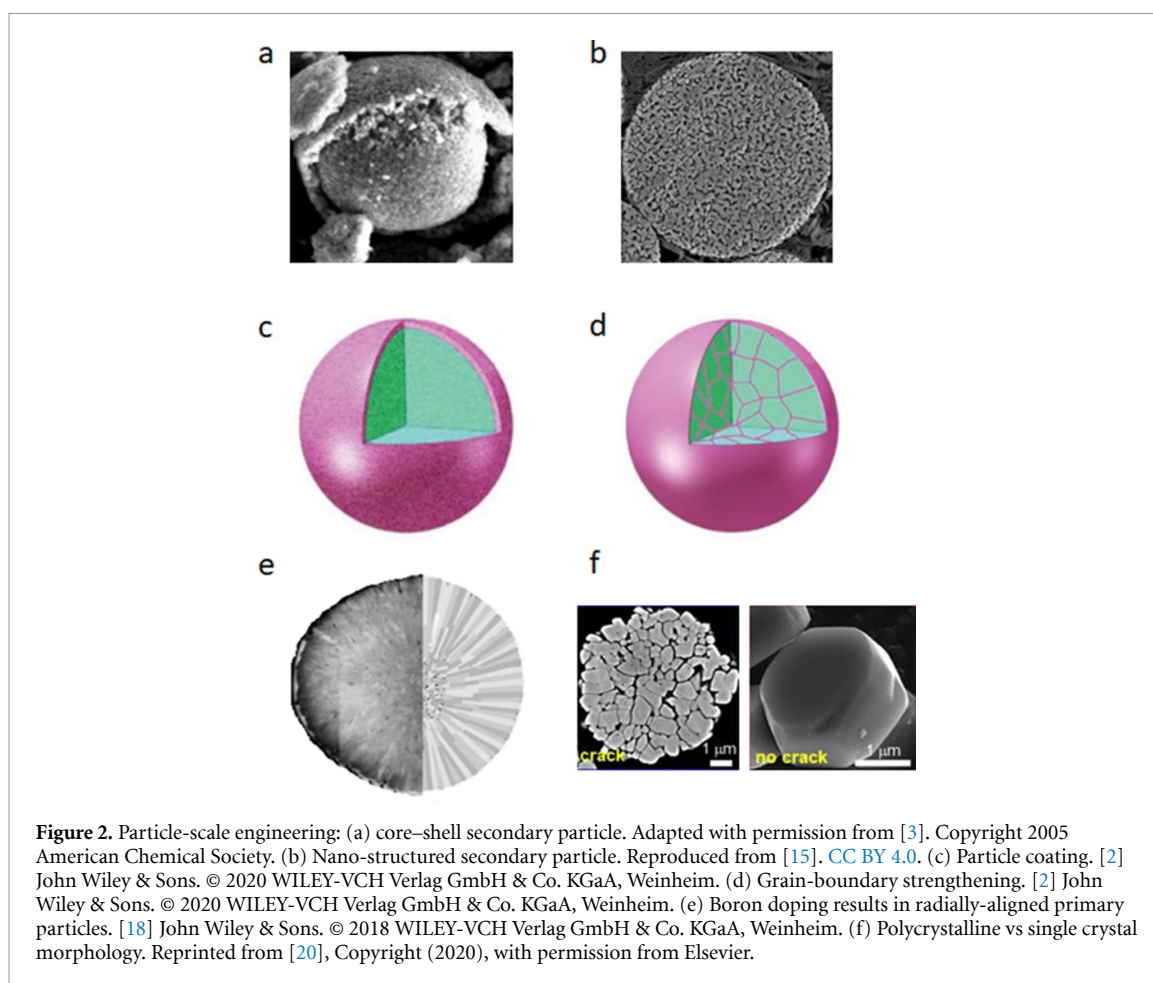
Consistency and scalability

Ensuring consistency of a novel particle engineering technique during scale-up (figure 1(e)) poses a challenge before successful commercialization. Although, advantages of the core-shell and concentration gradient particle structures have been known since 2005, commercialization of this synthesis technique has been slow. Issues like complex co-precipitation procedure, transition metal segregation during calcination [12] are at the core of this slow commercialization. Similarly, complex synthesis procedures generating single crystal morphology suffer from cost and scalability issues for large scale production. Large number of production variables influence the product properties therefore it is important to understand the process-product relationship [13]. Such understanding can be developed through systematic experimentation and process modelling studies. Systematic investigation of scale-up issues are required to ensure lab-scale observations of improved electrode performance due to particle design hold true at industrial scale.

Advances in science and technology to meet challenges

Variety of particle structure modification and particle coating techniques are being investigated by researchers. The core-shell (figure 2(a)) and concentration gradient secondary particle structures show promise in simultaneously achieving high capacity offered by high-Ni content at the core and high structural stability offered by high-Mn content at the particle surface [4].

Post-processing of as received NMC11 particles to generate porous nano-structured secondary particles (figure 2(b)) has proved beneficial [15]. This structure is achieved by ball-milling and further spray drying of active material powder. The primary particle size and porosity of the nano-structured secondary particle can be adjusted by controlling the calcination temperature. The nano-structured secondary particles exhibited strong structural integrity and enhanced capacity retention.



Particle coating (figure 2(c)) improves cycle life by increasing structural strength and reducing particle-electrolyte side reactions. Whereas, grain-boundary strengthening technique (figure 2(d)) further reduce the electrolyte penetration inside the secondary particle [2]. Advances are being made to ensure uniformity of such coatings on the active material particle surface. Coating conductive additives on the secondary particle surface is also being investigated for more homogeneous distribution of conductive additives through the electrode microstructure [7].

Advances are being made to discover dopants that favorably alter the secondary particle morphology (figure 2(e)). Small amounts ($\sim 1\%$) of dopants are added during the synthesis procedure of the active material. After calcination, altered secondary particle structure is observed. Doping high-Ni NMC particles with small amounts of multivalent ions like Zr, Al, Ti, Mg, T, B, Nb, Mo, Ta, W has improved structural stability and electrochemical properties [16–18]. Some dopants cause radial-alignment of the primary particles. As discussed before such radially-aligned primary particles provide faster diffusion pathways for Li ions as well as reduce the severity of micro-cracking by uniformly distributing the mechanical stress caused by volume changes during cycling.

Synthesis of single crystal AM particles (figure 2(f)) is getting traction for high-Ni chemistries. Single crystal morphology eliminates the phenomenon of micro-cracking increasing the battery cycle life. Many of these particle engineering techniques can be implemented together to achieve optimum particle-scale performance [10].

The understanding of the process-product relationship is being advanced for the co-precipitation synthesis through modelling techniques [19]. Such studies offer increased control over the product properties and improve the consistency of the particle design process. Studies aimed at scale-up advance smooth and faster commercialization of a novel particle engineering technique. More such studies are required for further development of various particle engineering techniques.

Concluding remarks

Further improvements in the well-established Li-ion battery technology is possible through particle-scale engineering. Challenges like the slow solid-state diffusion, micro-cracking, un-optimized particle size distribution can be tackled by particle-scale engineering techniques of structure modifications, particle

coatings, and tunable particle size. Advances are being made in developing new techniques as well as understanding the mechanisms driving the process–particle structure relationship. Such understanding is crucial in enabling smooth scale-up and faster commercialization of a novel technique. Combining different particle-scale engineering techniques offers a promising approach to extract additional energy and power densities from the Li-ion batteries. Well-developed techniques can be further used for manufacturing of thick electrodes and recycling of the active materials. Systematic studies are required to fully realise the potential of various particle engineering techniques.

Acknowledgments

This work was supported by the Faraday Institution [Grant No. FIRG015].

4. Synthesis of cathode active materials and scale-up challenges

Thomas Entwistle¹, Laurence A Middlemiss¹, Glen Murray¹ and Serena A Cussen^{2,3}

¹ Department of Chemical and Biological Engineering, The University of Sheffield, Mappin St, Sheffield S1 3JD, United Kingdom

² Department of Materials Science and Engineering, University of Sheffield, Sheffield S1 3JD, United Kingdom

³ The Faraday Institution, Quad One, Harwell Science and Innovation Campus, Didcot, United Kingdom

Status

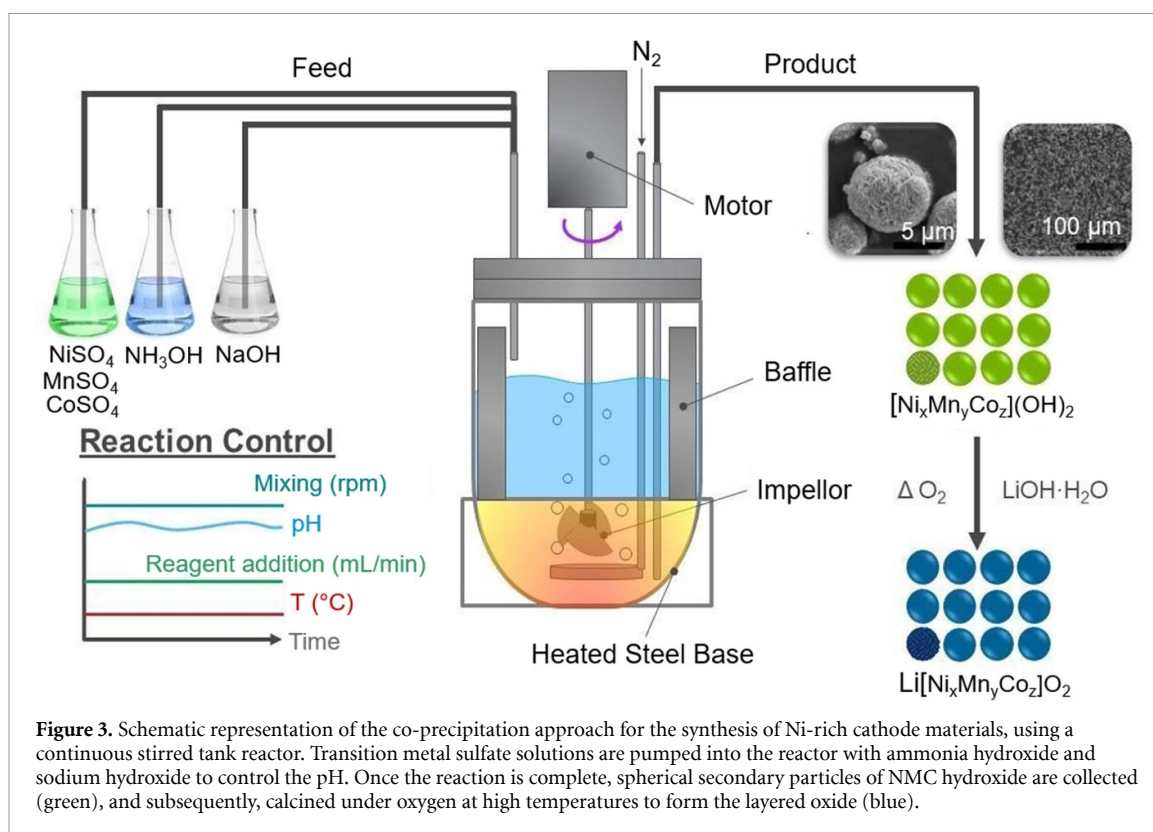
Nickel-rich cathode materials, such as layered $\text{LiNi}_x\text{Mn}_y\text{Co}_z\text{O}_2$ (NMCXYZ), present nearest-stage opportunities for high energy density lithium-ion batteries due to their high practical capacities and market maturity [1]. At present, the cost of the raw materials represents the most expensive part of the process, with the synthesis and processing of the cathode powder bearing a high price factor [21]. Sustainably scaling up the synthesis of high-nickel NMC-type cathodes in a reliable, efficient and cost-effective way is crucial to the long-term manufacture of large-scale, high-energy Li-ion batteries, and to meeting the proposed 300 mile range for electric vehicles.

Traditional routes to inorganic oxide materials include ceramic solid-state syntheses, where high reaction temperature and long reaction times afford thermodynamic products in the bulk form. Control over primary (or secondary) particle morphology is very difficult, since the high temperatures required to overcome diffusion barriers make it challenging to selectively control reaction progress. Alternative synthetic approaches can offer advantages including a degree of control over particle morphology. Solvothermal methods, for example, can provide a route to tailoring particle size and shape through judicious selection of solvent or capping agent. Sol-gel routes can be fine-tuned via starting alkoxides to facilitate size and shape design. The synthetic route employed can therefore play a role not only in guiding the resulting crystal structure obtained but also in determining the resulting particle morphology which itself can have significant implications on resulting performance [22].

However, when moving to a larger scale, it can be difficult to maintain reproducibility and consistency between batches when using these more traditional methods. One commonly applied synthetic route, which allows fine-tuning of particle morphology and affords materials at larger scale, is the co-precipitation process. In the case of NMC cathodes, salt solutions (typically MSO_4 , $M = \text{Ni, Mn, Co}$) are mixed together in the desired stoichiometry with ammonium hydroxide acting as a chelating agent and a hydroxide base as a precipitating agent. After precipitation of the desired transition metal hydroxide, the dried precursor is mixed and calcined with a lithium source at an elevated temperature (typically an oxygen-rich environment) [23]. A general schematic for this process, performed using a stirred tank reactor, is depicted in figure 3. Careful monitoring and manipulation of reaction conditions such as pH, temperature, stirring, feed rate, concentration of reacting species and counter ions, and the presence of chelating agents, provide a means to controlling precursor particle nucleation and growth [24]. Many existing chemical companies have access to CSTR equipment, meaning it is a readily available, non-disruptive technology. Combining the CSTR method with robust analytical tools, it is possible to maximise reproducibility between batches in the end product. This is a scalable method provided physical characteristics such as reactor geometry and stirring shear forces are considered when increasing throughput.

Current and future challenges

Careful consideration of the co-precipitation synthesis parameters for Ni-rich materials can provide a means for optimising primary particle size, particle density, and the assembly of these primary particles (typically several 100's nm in diameter) into larger secondary structures which can range from 5 to 15 μm in diameter. Control over these morphological attributes can have significant implications for the resulting specific capacity and capacity retention of Ni-rich cathode materials [25]. For example, ammonia is often applied as a chelating agent for nickel-rich layered NMC materials. Fine-tuning the ratio of transition metal reactants to such a chelating agent can directly influence the resulting secondary particle morphology. The ability to direct secondary assembly formation becomes increasingly important when one considers the anisotropic lattice changes at potentials above 4.2 V in nickel-rich NMC cathodes [26]. The contraction/expansion which accompanies this can lead to microcracking of the secondary particle and this exposure of fresh cathode surface to electrolyte can lead to diminished capacity retention [27]. Controlling this secondary particle assembly formation to reduce the occurrence of voids between primary particles could thus influence these cracking phenomena. Continuous stirred tank reactors, of the type illustrated in figure 3, provide a means for synthesising these NMC hydroxide precursors, but care must be taken in controlling reaction parameters and conditions to minimise any resulting variations in secondary particle sizes and distributions, tap density



and eventual electrochemical performance as well as maintain an appropriate atmosphere for the desired transition metal oxidation state. Recently work from Guo *et al* details the application of a continuous stirred tank reactor for the continuous hydroxide precipitation of a Ni-rich NCA-type cathode precursor [28]. Here, the synthesis parameters were systematically optimised and experiments reveal an optimum pH level and ammonia to transition metal ratio of 11.0 and 1.0 respectively.

Advances in science and technology to meet challenges

Although secondary particle size is critical for governing the electrochemical performance of the cathode powder, primary particle size is also important. While the secondary particle assemblies are governed by the co-precipitation process, the primary particles which make these up are particularly susceptible to the calcination conditions. A recent study has looked in detail at calcination conditions of $\text{Ni}(\text{OH})_2$ with LiOH precursors and how these manifest in resulting physicochemical properties for the high nickel content cathode LiNiO_2 [29]. Through the application of automated scanning electron microscopy (SEM) image analysis, the authors have demonstrated the influence of calcination temperature and Li precursor concentration on the resulting primary particle size. The interface area between the LiNiO_2 particle surface and the electrolyte has been monitored by a capacitance method and demonstrates a decrease in first cycle capacity loss with increasing interface area. These findings highlight the critical role particle morphology has to play on resulting performance parameters and a deeper understanding of this influence is of increasing interest with the advent of single crystal morphologies, doped variants and concentration gradient materials. In particular, single crystal morphologies offer the potential for longer lifetime performances due to the lack of grain boundaries that can propagate particle cracking during cycling.

One significant challenge in synthesis and subsequent storage of ever-increasing nickel content cathodes is the inherent surface instabilities which can result in subsequent capacity limitations. Coating methods afford a route to protecting the underlying cathode particles. Wet process methods offer a route to scaled-up coating, but may have an uneven distribution of coating depth across the surface of the particles. Chemical vapour deposition and atomic layer deposition methods can produce ultrathin and uniform layers on high nickel cathode particles, which act as a barrier to unwanted electrode-electrolyte side reactions. Depending on the coating used, it is possible to additionally tune the resulting cathode electronic, structural and thermal properties.

The co-precipitation method itself allows a variety of chemistries and reaction conditions to be manipulated to produce a range of different morphologies and compositions. For example, core-shell or concentration gradient particles can be applied to try to alleviate these deleterious surface reconstructions

[30]. These usually consist of a Ni-rich centre, with a more stable (e.g. higher Mn-content) surface. Judicious selection of gradient conditions may improve resulting thermal stability, alleviate unwanted surface phase transformations, and stem transition metal dissolution that occurs over time. A continued challenge is in the scale-up of such concentration gradient particles, as careful control of synthesis conditions is vital to maintain structural control as the concentration varies across the assembly.

Future comments and concluding remarks

There is an increasing focus on manipulating particle morphologies as these significantly influence key electrochemical performances. For example, the application of in-line monitoring methods such as dynamic light scattering or focused beam reflectance measurement can allow for accurate particle sizing information during synthesis [31]. The further application of multiscale computational modelling is providing phase maps to calculate the most accurate reaction conditions required in order to produce the desired particle specifications [19]. Deepening our synthetic understanding and developing controlled and scalable processes to such tailored particle morphologies remains an ongoing challenge.

Acknowledgments

This work was supported by the Faraday Institution [Grant No. FIRG015], [Grant No. FIRG017], the EPSRC [EP/S003053/1, EP/L016818/1], and The University of Sheffield.

5. Evolution of the slurry making process

M J Lain¹, M J Capener¹ and M Copley^{1,2}

¹ Warwick Manufacturing Group (WMG), University of Warwick, Coventry CV4 7AL, United Kingdom

² The Faraday Institution, Quad One, Harwell Science and Innovation Campus, Didcot, United Kingdom

Status

Every stage of the lithium-ion cell manufacturing sequence is important, but the mixing and coating steps arguably have the greatest impact on cell quality [32]. The active materials are mixed with a polymeric binder dissolved in a solvent, and then coated on a thin metal foil, which acts as the current collector. Most cathode and some anode mixes will use one or more carbon additives as conductivity enhancers. Table 1 compares the electrode formulations disclosed in an early Sony patent [33] with typical formulations used today (LCO = LiCoO₂, NMC-811 = LiNi_{0.8}Mn_{0.1}Co_{0.1}O₂, PVDF = polyvinylidene difluoride, CMC = carboxymethyl cellulose, SBR = styrene butadiene rubber, CB = carbon black). The biggest change since 1991 is in the anode, where PVDF has been replaced with CMC and SBR. This has increased the proportion of active material in the electrode and enabled the solvent NMP (N-methyl pyrrolidinone) to be replaced with water. Graphite has replaced hard carbon, ever since ethylene carbonate was introduced as an electrolyte component in place of propylene carbonate.

The requirements from the mixing process are a homogeneous mix, free from agglomerates, stable for long enough to be coated, and with a viscosity in the correct range for the subsequent coating process. The characterisation and stability of mixes is discussed in greater detail in section 5. The small scale planetary centrifugal mixers used in laboratory work cannot be scaled up to an industrial scale, but they do produce an idealised version of any given mix formulation. The standard mixer is usually a hydrodynamic shear mixer, with a rotating stirrer head. Kneaders with slower rotation speeds are used for higher viscosity mixes. More specialised mixers are now available, for example, with a rotating mixing tool and counter rotating mixing pan (Eirich, 1–12 000 l mixers), or a rotating thin film mixer with a very high shear rate (Bühler, 11–960 l h⁻¹ flow rate). Some photographs of scalable mixing machines are shown in figure 4. A full sized coating operation would typically require around three litres of mix per minute.

The coating machine splits into two parts; a high precision coating applicator and a long drying oven, typically with multiple temperature zones. The laboratory ‘doctor blade’ applicator can be scaled up to the reverse comma bar configuration, but industrially slot die coating is the preferred approach [34]. The drying stage ensures that all the solvent is evaporated before the end of the drying oven. However, if drying is too fast, it can lead to increased inhomogeneity, cracking or cratering in the coating.

Current and future challenges

Despite many improvements over the past 30 years, there are still several areas where further innovations would be welcome:

- (a) **Aqueous cathode coatings.** NMP has been eliminated from anode coatings, but is still just about the only solvent for the PVDF binder in cathodes. NMP is toxic and carcinogenic, uses more energy to evaporate than water, and requires a solvent recovery system in industrial applications. Water would be preferred, but it may hydrolyse cathode materials like LFP (LiFePO₄) and NMC-811, and change the morphology of the PVDF binder in the electrode.
- (b) **Continuous mixing.** Coating is a continuous process, but mixing has traditionally been a batch process. Continuous mixing would reduce the process time and energy consumption, and improve process control, to give a more consistent slurry.
- (c) **Increased solids content.** The solids content used are typically ~50% in aqueous anode mixes, and ~70% in NMP cathode mixes. If these values can be increased, while maintaining coatability, then the materials and energy costs are reduced [35]. The ultimate limit of this is solvent-less coating (see section 10—Dry powder electrode processing).
- (d) **Thicker electrode.** Using thicker electrodes reduces the amount of metal foil and separator in the cell, and increases the energy density. They can compromise the rate performance of the cell, due to longer electronic and ionic conduction pathways through the electrodes. Moreover, from a practical perspective, it can be difficult to produce thick coatings with acceptable mechanical properties e.g. sufficient flexibility to be wound in cylindrical cells.
- (e) **Simultaneous double sided coating.** Drying ovens are usually horizontal, with the wet ink on top of the metal foil. Double sided coatings are produced by rewinding the foil, and coating on the other side. Apart from the extra manufacturing time, this means that one side of the coating goes through the oven twice. Simultaneous two sided coating requires a floating drying zone [36].

Table 1. Electrode formulations (wt%).

	Active	Binder	Carbon
Anode			
1995	Hard carbon 90.0	PVDF 10.0	N/A N/A
2021	Graphite + SiO _x 90.5 + 5.0	CMC + SBR 1.5 + 2.0	CB 1.0
Cathode			
1995	LCO 91.0	PVDF 3.0	CB 6.0
2021	NMC-811 96.0	PVDF 2.0	CB 2.0




Figure 4. Small scale versions of scalable mixing equipment: (A) hydrodynamic shear mixer, (B) kneader, (C) rotating pan mixer, and (D) rotating thin film mixer.

- (f) **Porosity gradients.** It is possible to model electrodes, and calculate the optimum porosity as 10% at the metal foil, and 50% at the coating surface, rather than a uniform 30% [37]. In practice, this may require successive coating layers, or a templating technique [38].

Advances in science and technology to meet challenges

Several of the challenges identified in the previous section have been the subject of laboratory investigations. In studies on aqueous coating of NMC cathode materials, the reaction of the NMC depended on the composition [39]. There was more lithium dissolution for materials with a higher nickel content like NMC-811. Surface exchange of protons and lithium ions produced a high local pH, which could cause corrosion of the aluminium current collector. Potentially, this could be mitigated by a carbon coating on the aluminium. There were also minor changes to the NMC-811 surface, probably due to dissolution of residual Li₂CO₃. Cells achieved a 70% capacity retention after 1000 cycles, compared to 76% for an NMC-811/NMP

cathode. Aqueous coating also allows different binder chemistries to be considered [40], provided that they have sufficient oxidation stability for the cathode environment. Surface coatings on active materials, using techniques like atomic layer deposition [41], are also being investigated, to facilitate aqueous processing.

Three different mixing processes were compared on a standard NMC-111: PVDF: CB = 90: 4: 6 wt% mix in NMP; two batch and one continuous [42]. The mixers were a standard stirrer (60% solids content), a kneader, and co-rotating twin screw extruder (both 75% solids). The optimum kneading time was 2–4 h. The extruder and optimum kneader coatings gave comparable cycle life to the stirrer coatings, and much better rate performance at 5 C.

Coatings with coat weights of 170–660 gsm were prepared from the same NMC-622: PVDF: Super P: SFG6 = 93: 4: 2: 1 wt% mix [43]. As expected, the performance at high discharge rates was worse for the heavier coatings. Further investigations compared mixing with different solids contents (65% vs. 73%), and with different drying temperatures.

One topic which can benefit several aspects of the coating process is an understanding of the complicated processes that occur in electrodes during drying. This is based on the dimensionless Peclet numbers, which suggest whether, for example, the binder and conductive carbon will migrate towards the surface of the coating or remain uniformly distributed [44, 45]. A knowledge of the processes occurring can help to increase coating speeds and potentially enable thicker electrodes to be prepared.

As regards mixing, there have been some systematic investigations of different mixing sequences [46, 47]. Historically, PVDF was always pre-dissolved in NMP, and carbon blacks would be de-agglomerated by bead milling. However, dry mixing of all the solid materials is now an option, followed by sequential addition of the coating solvent.

Concluding remarks

The mixing of slurries and coating of electrodes are important stages within lithium ion cell manufacture, and both require strict process control to achieve a consistent product. New mixing equipment is being introduced, and there will soon be a transition from batch to continuous mixing. There is greater understanding of the science under-pinning the drying phase of coating, and this is helping towards faster coatings and mixes with higher solids contents. The next advance will be the elimination of NMP from cathode mixes, but it remains to be seen whether this will involve aqueous mixes or solvent free coating. Another approach is to adopt a high throughput screening technique, as used successfully in the development of cathode materials and electrolytes [48], to improve electrolyte formulations and mixing approaches, rather than using the existing empirical approach.

6. Rheological properties of lithium-ion battery electrode slurries

Carl D Reynolds^{1,3}, Sam D Hare^{2,3}, Mark J H Simmons^{2,3} and Emma Kendrick^{2,3}

¹ School of Metallurgy and Materials, University of Birmingham, Elms Road, Birmingham B15 2SE, United Kingdom

² School of Chemical Engineering, University of Birmingham, Birmingham B15 2TT, United Kingdom

³ The Faraday Institution, Quad One, Harwell Science and Innovation Campus, Didcot, United Kingdom

Status

The current manufacturing process for lithium-ion batteries (LIBs) comprises the deposition of a composite film onto a metallic substrate which contains active, conducting, and binding materials and additives. The deposition is usually via a slurry cast method, and therefore the rheology or flow properties of the slurries is a key parameter considered during manufacturing. It is a function of the formulation and mixing process and can be used to gauge the effectiveness of the mixing, giving important insights into the structure of and interactions in the wet slurry. Finally, it will dictate the behaviour of the slurry during coating and drying, and with optimisation can be used to tailor the microstructure of the electrode produced (figure 5) [49, 50].

Rheology has typically been used as a quality control indicator, with a shear viscosity measurement performed on a slurry sample at a single or small range of shear rates. There is much to be gained in expanding beyond this, to more thorough characterisation of samples and introducing in-line measurements rather than sampling to capture variations within a batch.

It is an area receiving increased attention, often because of the desire to use new electrode materials, and greener solvents. With rheology being one way the properties of new formulations can be matched to existing slurries and provide drop-in replacements in the manufacturing process (e.g. different active materials [51], green binders [52]). In addition, there has been increased focus on explaining the origins of the rheology, as understanding the impact of the slurry components (e.g. binder [53], carbon black [54]) allows the formulation to be optimised (e.g. maximise amount of active material).

The rheology can also be tuned by changing other process parameters such as solid weight percent [55], mixing methods [56], coating temperature [57] and the incorporation of secondary solvents [58, 59]. The goal in these studies is to achieve higher yield stress to reduce sedimentation, and steepen the viscosity curve, to achieve increased viscosity at low shear leading to less slumping after coating and sharper coating edges, and decreased high shear viscosity, leading to less resistance and more stable flow in the coater.

However, there are significant opportunities for predictive control of the final coating microstructure. Currently, it is difficult to correlate the rheological properties with the electrode performance [60], but with advances in modelling and incorporation of the myriad other factors involved in the creation of coating microstructure, this may be achieved.

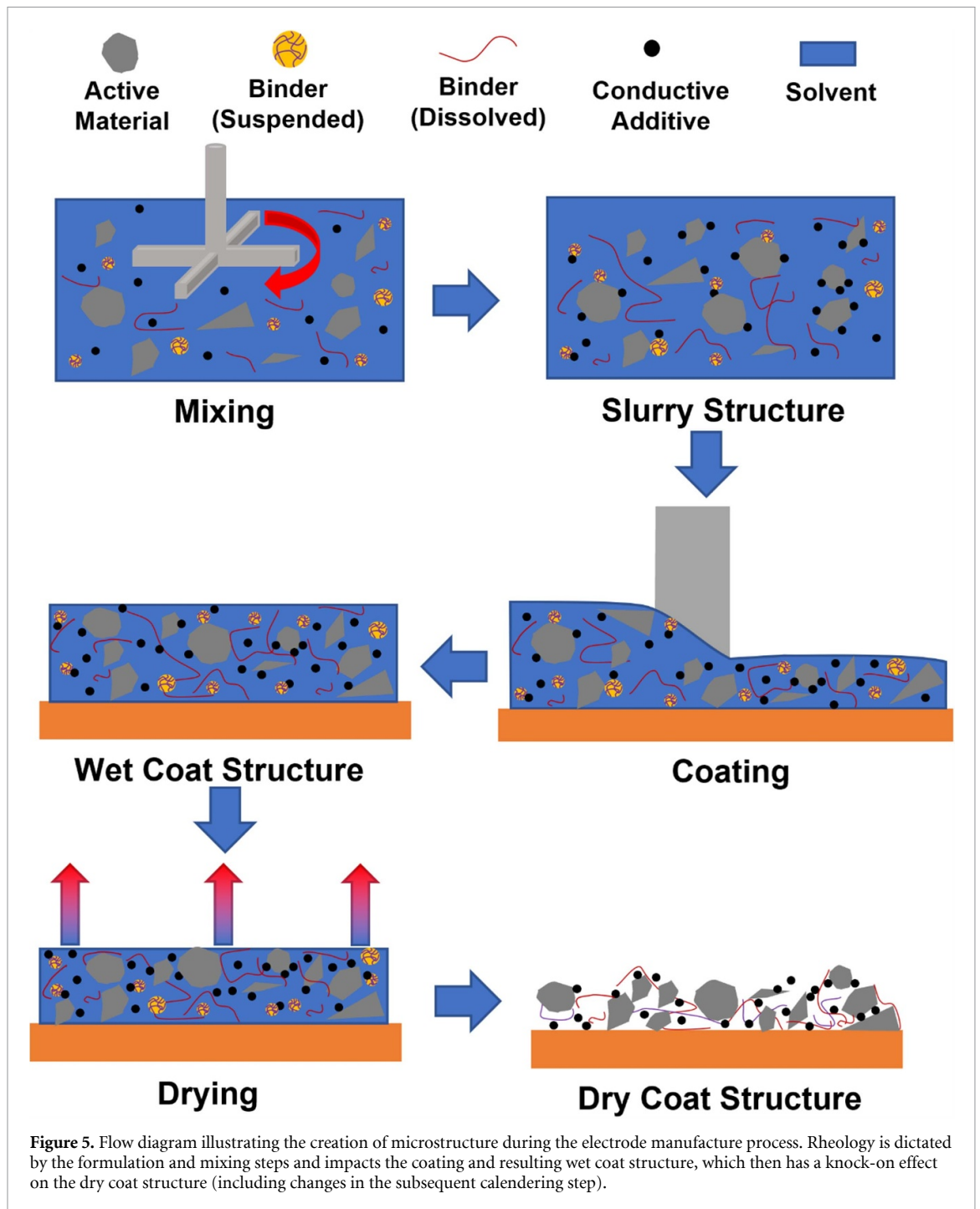
Current and future challenges

There are three major challenges to be addressed, to use rheology as a predictive tool in manufacture.

The first is advancing rheological characterisation of electrode slurries with industrially relevant formulations, weight percentages and apparatus (mixers and coaters). The difference between lab-scale and industrial processes can be vast, and currently the relationship between these process changes and key properties (such as rheology) is not understood, making scaleup difficult and limiting the applicability of research. Advanced characterisation is required to fully understand ink coatability e.g. extensional rheology is rarely quantified. As coating flows have considerable extensional components, its inclusion enables improved modelling of industrially relevant coating and mixing flows [61]. Additionally, there is room for in-line metrology, rheology can detect subtle but important variations within slurry batches during mixing and coating. For example, poor mixing may lead to inhomogeneous distributions of free carbon black within the ink, leading to variations in viscosity and viscoelasticity across the batch [62, 63].

The second is elucidating the interactions in electrode slurries, their dependence on formulation and mixing and how they dictate the flow properties, to allow optimisation of the rheology. For example, carbon black forms a network in N-methyl pyrrolidone (NMP) solvents which dictates the rheology of cathodes and binder only serves to shift to higher viscosity, whereas in water-based slurries the thickening agent determines the shear-thinning properties of the ink [53, 54, 64]. Therefore the deposition, drying and the resulting microstructures differ, requiring different control protocols. Further insights are required for existing and novel materials, to create empirical and multi-physics models and enable efficient optimisation of slurry rheology. This will be vital with the move to novel materials and more sustainable and lower cost water-based solvent/binder systems [64].

The final challenge is to obtain a quantitative understanding of the optimum rheology for manufacturing and process control. Modelling will be key to understand the coating flow and potential problems; instability,



accumulation of material in dead zones and defects such as pin holes, blisters, cracking, and delamination. Studies of slot-die coaters (most common industrially), exist for materials with similar bulk rheology to electrode slurries [65]. This needs expansion to include particulates, to assess the impact of flow on the coating structure and model the drying process. These models require accurate input parameters (e.g. wet coat structure) to capture movement of all components during deposition and drying, to ensure homogeneous and cohesive, adhesive coatings [66]. Correlating the cascading effect of rheology on later processing, electrode manufacturing can be rapidly optimised, which is vital to the rapid expansion of battery manufacturing, new cell chemistries and materials and greater sustainability.

Advances in science and technology to meet challenges

Advancing rheological characterisation methods to populate multi-scale models, requires a combined effort from academics, equipment manufacturers and industry professionals. Industrially relevant studies on similar mixers and coaters are required, as changes in dimensions and scale significantly affect the flow and transport of the composite fluids, and hence the influence of the rheological properties upon the final

electrode structures may change. Novel technology is required, in-line rheometers, which exist for various manufacturing processes, need to be optimised for electrode slurries and integrated into manufacturing equipment to extract real time impact of rheology on processing. Extensional rheometers, for which commercial options are rare, also need to be developed for electrode slurries, as well as models for extensional behaviour of particulate slurries to extract the underlying microstructure from extension [50].

For the second challenge of linking rheology to a thorough structural understanding of the slurry, current work needs to be coherently combined, and correlated to extract universal relationships that are material agnostic, enabling rapid adoption of the 'drop-in' technologies being developed (new chemistries, greener and safer solvents). For example, switching from NMP to water-based slurries, the driver for rheology is no longer the carbon black network but now the binder [54, 64]. Understanding this relationship quantitatively would give precise amount of binder required to match the rheology to the previous formulation and remove barriers to drop-in replacement. A model which encapsulates all the complex components and interactions to predict the bulk slurry rheology, would bring great advancements in manufacturing, but requires advancements in experimental parameterisation as well as understanding of the underlying physics in electrode slurries.

Finally, understanding the optimum rheology requires bringing together the most advanced research in rheology and manufacturing. Experimental studies must be combined with current bulk modelling approaches such as CFD (Computational Fluid Dynamics) to elucidate the conditions and behaviour of the slurry in the coating process. Additionally, a microscopic understanding must also be developed; how the complex flow in processing affects the particle distributions and creates the final coating microstructure. Control of the final microstructure will allow the manufacturing process to be pushed to the limits of speed and final electrode performance, enabling high outputs and maximum performance from the materials used. The most advanced experimental research must be brought together with microscopic and bulk flow modelling to achieve this goal.

Concluding remarks

In conclusion, control of rheological properties is essential in the electrode manufacturing process. A greater degree of characterisation of both shear and extension is required for off and in-line testing. This requires development of new methodologies and tools. The extracted rheological parameters will enable multi-physics models of the processes which will provide real time control and characterisation of these industrially relevant processes. This cannot be studied in isolation; realisation of its impact can only be achieved by combining the latest advances in measurement and modelling of the complete manufacturing process to elucidate the impact of the physics of the complex flows upon the final electrode.

Acknowledgments

This work was supported by the Faraday Institution [Grant No. FIRG015; EP/S003053/1].

7. Coating current collectors with electrode slurries

Stanislaw P Zankowski^{1,2}, Samuel Wheeler^{1,2} and Patrick S Grant^{1,2}

¹ Department of Materials, University of Oxford, Oxford OX1 3PH, United Kingdom

² The Faraday Institution, Quad One, Harwell Science and Innovation Campus, Didcot, United Kingdom

Status

Electrode coating encompasses all the steps that transform a pre-mixed electrode slurry into a layer with defined width and thickness that is supported on a metallic current collector foil which, after drying, becomes the core energy-storing component of a Li-ion battery. While differing in complexity and throughput, all the standard coating methods used in the manufacturing of liquid electrolyte-based Li-ion batteries rely on passing the electrode slurry through a gap of defined thickness onto the current collector foil. At the lab-scale, the gap is set by a doctor blade embedded in a frame that moves and spreads the slurry over a foil. In industrial, roll-to-roll processing, the slurry is applied continuously onto a moving foil. The gap was originally controlled by a comma bar but nowadays a slot-die arrangement is more common. In this process, the slurry is applied onto the foil through an internal die channel with a defined geometry at a set height and slurry flow rate. Slot-die coating has become the standard in the battery industry, currently allowing coatings of up to 4 m wide, up to a few hundred microns thick at 10–30 m min⁻¹ rate, and with a coat-weight variation of only 1%–2% [67]. Maintaining such small loading variation is crucial for minimising rejection rate and maximising output of the electrode fabrication line.

The uniformity of the coating is determined by five key factors: degree of dispersion of solid components within the slurry, rheology of the slurry, thickness uniformity of the current collector, rate of the slurry delivery, and the uniformity of the slot-die design (for a detailed review, see the work of Li *et al* [67]). Although rarely controlled in a quantified manner, it is also known that the wetting of the slurry onto the metal foil surface (a function of e.g. surface pre-cleaning) influences coating quality, potentially leading to defects such as cracks after drying, a high scrap rate and potentially lower lifetime in the final cell [68].

There is a huge amount of capital spend planned for the next several years on manufacturing equipment based on the current coating process. Advances in coating technology must either be a drop-in replacement into the current coating lines or provide a significant improvement in battery performance to be attractive to industry. Thus, future advances in coating techniques are targeting either higher efficiency at speeds up to 90 m min⁻¹ while maintaining current electrode performance i.e. lowering price per Wh while maintaining energy density, or improving electrode performance—e.g. increasing energy density or cycling stability by changing the electrode structure.

Current and future challenges

Many of the limitations of the current coating techniques are related to the use of liquid-based slurries. Typically in these slurries, 30%–60% of the mass is solvent [60] a temporary component that needs to be removed from the electrode and leaves excessive porosity in the dried layer so that it requires calendaring to densify, making the process fundamentally inefficient. For the state-of-the-art cathode slurries, the preferred solvent, N-methyl-2-pyrrolidone (NMP), is harmful, flammable and requires complex recovery systems that significantly increase energy consumption [67], and manufacturing costs by 20% [69] equating to 3.4% to the cost of the pack [70]. If NMP is replaced by water, high energy density active materials such as lithium nickel manganese cobalt oxides (NMC) suffer from leaching of Li, lowering electrode capacity, and alkalization of the slurry and resulting in corrosion of Al current collector. Also, the higher surface tension of water results in higher capillary forces during drying and inferior wetting on current collectors, resulting in cracking and delamination of as-fabricated layers, particularly for thick (>100 μm) electrodes [68]. The issues with mechanical stability of electrodes are not limited to water-based slurries the migration of polymeric binders from the bottom of the wet electrode to the top during drying is known to result in layer delamination and cracking, which puts a technological limit to the thickness of both NMP- and water-derived electrodes to less than 100 μm [71]. Dry or low-solvent deposition can circumvent all of these issues (described in section 10) but comes with its own challenges; ensuring sufficient mixing of dry slurry components, temporally inducing flow behaviour to a mixture of dry powders for casting, shaping such mixture into a coherent layer of defined width and thickness and finally, ensuring its adhesion to the current collector.

On a macroscopic level, electrodes produced by slurry casting are intended to have a spatially homogenous composition and pore structure. The optimum composition, thickness and porosity of current battery electrodes are arrived at by trial and error, within the constraints of the slurry casting process. Relaxing these constraints and offering greater flexibility and control may enable the design of higher performance electrodes. For example, typical electrodes have a through-plane tortuosity factor of between

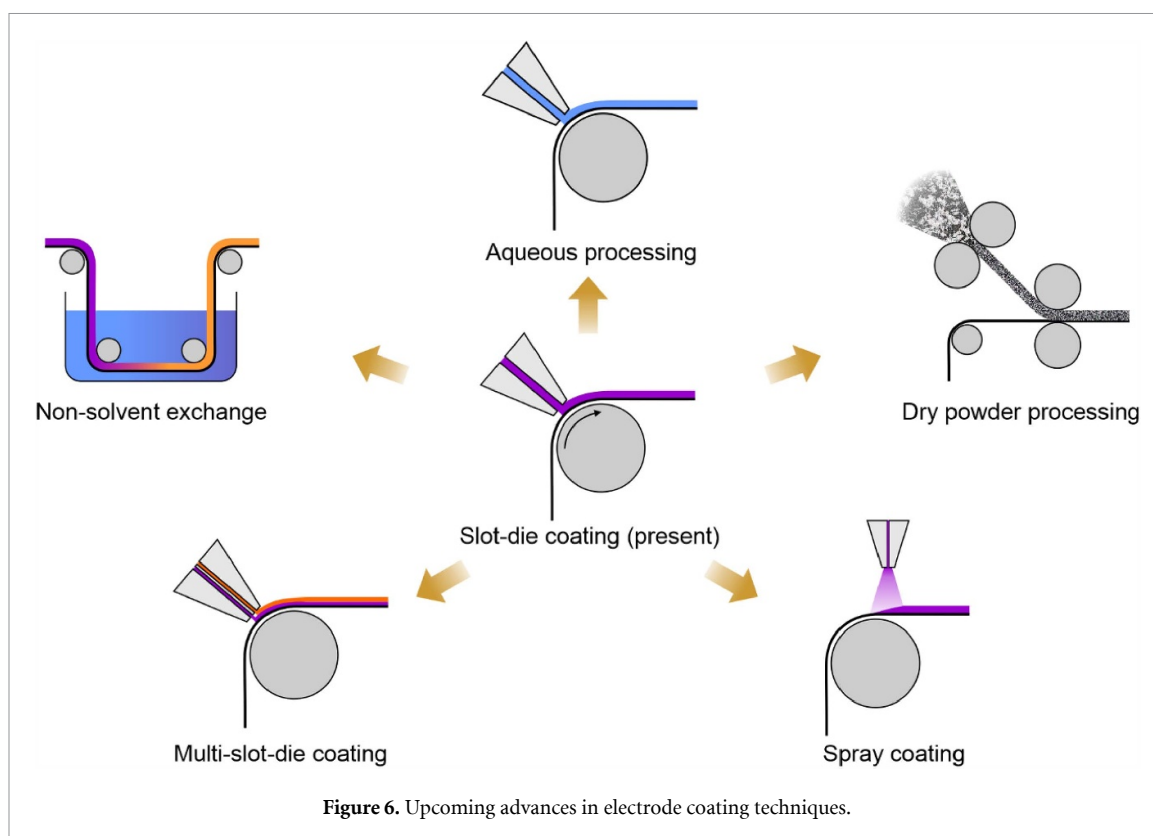


Figure 6. Upcoming advances in electrode coating techniques.


two and nine, where one is ideal [72]. In sufficiently thick electrodes, rate performance is limited by ion transport in the electrolyte. If tortuosity were reduced, but total porosity kept constant, power density would be increased while maintaining the same energy density.

Advances in science and technology to meet challenges

Advances are being made in both industry and academia to meet the challenges discussed above, as schematically shown in figure 6. To further increase the productivity of conventional slurry coating lines, coating speeds are increasing up to and above 100 m min^{-1} . The challenge is maintaining a stable coating flow as speed increases. New, more efficient drying methods are also being developed to reduce drying time, as discussed in section 8. Currently, two passes of the coating line are necessary to coat both sides of the electrode foil. To increase productivity, industry is beginning to implement sequential and simultaneous double-sided coating methods that require only one pass—potentially doubling the throughput of the coating line.

Non-solvent exchange, a type of phase inversion, can potentially lower the costs associated with coating NMP-based slurries. If prior to drying, the freshly-coated electrode is passed through a tank containing an NMP-miscible liquid that is a non-solvent to the electrode binder (e.g. water), it will cause removal of the NMP from the electrode to the tank—where it can be collected in larger quantities and shipped for separation in dedicated facilities at much larger scale, and lower cost, than at the battery manufacturing line [73]. Also, non-solvent exchange results in rapid solidification of the binder within the wet electrode, leading to reduced migration of solid binder during drying and allowing for faster drying and thicker, mechanically stable electrodes [71]. In certain conditions, non-solvent exchange can also induce through-plane vertical pores that lower tortuosity of the electrode and are beneficial to electrode rate performance [74]. Like many pore engineering approaches, it is not yet clear whether benefits of vertical pores can be preserved sufficiently after calendaring. Nonetheless, non-solvent exchange offers potential for scalability that is more restricted in alternative structuring methods, such as laser patterning, ice-templating or 3D printing [75–77].

To enable the aqueous processing of NMC cathodes, and overcome the associated Li-leaching challenges, strategies range from applying protective coatings on the NMC active material and aluminium current collector to control of slurry pH using amphoteric oxides or weak acids [78]. A particularly effective treatment is adding phosphoric acid to the slurry which simultaneously modulates the slurry pH and forms a thin protective lithium phosphate layer on active material particles. Recently, aqueous processed NMC811 cathodes maintained 70% capacity after 1000 cycles, comparable to electrodes produced by conventional NMP-based slurries [79]. Other issues are introduced by using aqueous based cathode slurries such as greater



tendency for carbon black agglomeration, higher surface energy, and higher viscosity. These, in turn, are being managed by introducing slurry additives and the use of alternative or multiple binders.

Coating methods are being developed that enable through-thickness layering or grading of electrode composition. By using either a multi-slot die, or multiple passes of a conventional slot die, it is possible to produce a layered electrode structures [80], such as the ones presented in figure 7. Although there is the added complexity of handling multiple slurries and ensuring deposited layers are uniform and nonmixing, this approach is only a modification of the current process and so may be relatively easy to implement. Spray deposition or spray printing approaches are also being explored that enable grading of electrode composition. Typically, a dilute suspension (around 3 wt.% solids) is pumped through a spray nozzle which is atomized by compressed air and deposited onto a heated current collector foil [81]. The composition of the electrode can be graded in a continuous manner by changing the composition of the suspension over time, although the method relies on significantly higher solvent use.

Concluding remarks

The electrode coating process based on slurry casting has been highly optimised over the past three decades, driving huge gains in productivity and price reduction. Nonetheless, there remains a need to further reduce cost and increase safety and sustainability. In particular, there is a significant motivation to replace NMP-based slurry processes with water-based alternatives, as has already been implemented for graphite anodes and will likely be implemented for many cathodes formulations soon. Beyond this, greater control and flexibility in electrode microstructure design or the employment of next generation electrode materials may demand changes to the electrode coating process.

Once aqueous-based slurries are fully applied in slurry coating, the incentive for development of completely solvent-free processing, and its fundamentally dry extrusion approach, may be reduced. On the other hand, once developed, dry processing may also be adapted for the fabrication of solid-state battery cathodes that are made from dry powders of active material and solid electrolyte. Therefore, it is likely that the upcoming future will see both the improvements of wet coating methods and the development of emerging dry processes.

Acknowledgments

The authors would like to thank Dr Yige Sun for kindly obtaining and supplying the cross-section electron micrographs. This work was supported by the Faraday Institution EP/S003053/1, Grant No. FIRG015, and the EPSRC Grant No. EP/M014045/1.

8. Electrode structuring through slurry cast processing

Pengcheng Zhu^{1,2,3}, Emma Kendrick^{2,3} and Peter R Slater^{1,3}

¹ School of Chemistry, The University of Birmingham, Edgbaston B15 2TT, United Kingdom

² School of Metallurgy and Materials, University of Birmingham, Elms Road, Birmingham B15 2SE, United Kingdom

³ The Faraday Institution, Quad One, Harwell Science and Innovation Campus, Didcot, United Kingdom

Status

Slurry casting is a prevailing manufacturing process that has been adopted to produce electrodes for lithium-ion batteries in both industry and academia due to its high productivity and cost-effectiveness. A typical slurry casting process includes four steps: mixing, coating, drying and calendaring [49]. Active material particles, conductive additives, binder and solvent are first mixed to form electrode suspension. The electrode suspension is then coated on a metallic foil via a doctor blade in labs or a slot die in industry, followed by drying. The solvent is evaporated in the drying process and the dispersed particles are bound together by the binder. The dried electrode coating is subsequently densified by calendaring to achieve the intended electrode densities. This slurry casting process produces electrodes, which have a tortuous porous structure with random porosity formed by solvent evaporation between adjacent particles [82]. Thick, or high coat-weight slurry-casted electrodes have kinetic limitations caused by sluggish lithium-ion transport through the film, resulting in limited battery performance [83]. In the pursuit of higher-performance lithium-ion batteries, particularly high energy density and fast charging/discharging rate, the electrode thickness, porosity, pore size, pore shape, tortuosity, active material mass loading, conductive additive and binder distributions are crucial factors to control and optimise. To this end, many new manufacturing technologies have been proposed to produce electrodes with tailored structures, like coextrusion [84], direct ink writing [85] and laser processing [76]. However, these techniques are still in a very early stage and cannot replace slurry casting in the short term. Furthermore, these manufacturing processes are not compatible with slurry casting and need extra equipment investment, which limits industrial acceptance. Therefore, technology modification and improvement in the existing slurry cast processing to enable controllability over the produced electrode structure is a promising approach for the development of high-performance next-generation lithium-ion battery electrodes.

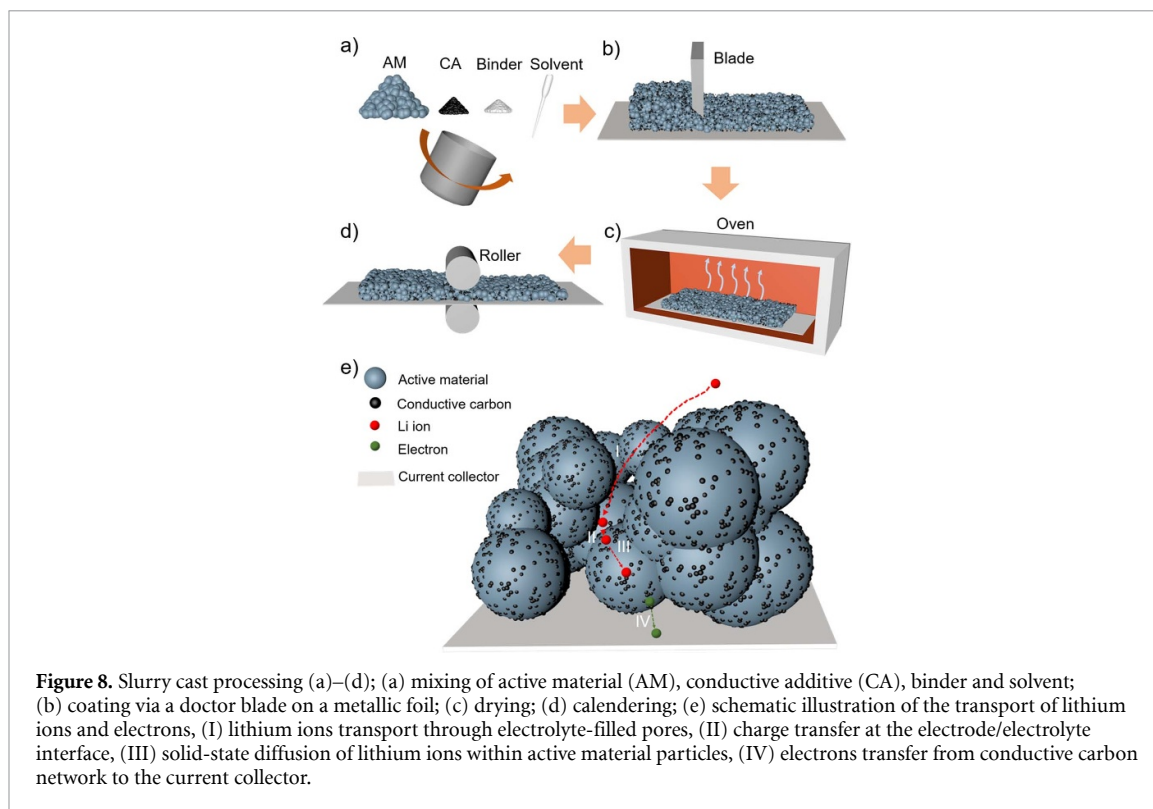
Current and future challenges

The energy storage/extraction process of a lithium-ion battery mainly contains four steps: (a) Li-ion transport through electrolyte-filled pores, (b) charge transfer at the electrode/electrolyte interface, (c) solid-state diffusion of Li ions within active material particles, (d) electron transfer from conductive carbon network to the current collector, as shown in figure 8. In order to obtain a high-performing battery electrode using a slurry casting process, a number of factors need to be considered with an aim to optimise the electronic and ionic transport properties; such as thickness, porosity, tortuosity, coat weight, electronic conductivity and adhesion.

Electrode thickness is one of the key structural parameters, which can affect the energy density of lithium-ion batteries. To reduce the inactive components, for example, current collector, separator and battery housing, and increase the energy density, higher loadings resulting in thicker electrodes are required [86]. The electrode thickness produced by slurry casting is normally limited to the range of 50–100 μm , since thicker slurry-casted electrodes suffer from sluggish lithium-ion transport due to long transport pathways [87]. Besides, thick electrodes are also vulnerable to cracking and delamination from current collectors. There are thus a number of challenges to overcome to allow increased electrode thickness.

Porosity is another critical parameter that has both positive and negative effects on lithium-ion battery performance. On the positive side, high electrode porosity facilitates electrolyte penetration and lithium-ion diffusion, which is advantageous for improving the rate capability of lithium-ion batteries [88]. On the negative side, increasing electrode porosity inevitably reduces the volumetric proportion of active materials, electrical conductivity and mechanical properties of the electrode, reducing the volumetric energy density. Therefore, most commercial electrodes have a porosity in the range of 0.3–0.4 for a trade-off in diverse battery performance. In current lithium-ion batteries, the controllability of slurry casting over the electrode porosity predominantly relies on the calendaring step [89]. Future advances to deliver thicker electrodes, however, require additional processes to deliver the necessary control of the porosity to ensure good performance.

Tortuosity, i.e. the ratio of actual lithium ions transport path length to the straight distance between start and end points, is a structural parameter that describes the difficulty of li-ions transport within an electrode.



The correlation between electrode porosity, ε , and tortuosity, T , can be approximately estimated by the Bruggeman equation [90]:

$$T = \gamma \varepsilon^{(-\alpha)}$$

γ and α are two constants that depend on the manufacturing process and raw material used. Though the electrode tortuosity can be reduced by increasing electrode porosity, it is unwise to increase electrode porosity infinitely. For the next-generation lithium-ion battery electrode with higher mass loading, the challenge is a need to develop novel electrode structuring strategies to achieve low electrode tortuosity without sacrificing other electrode performance by controlling electrode pore shape, size and even distribution.

Advances in science and technology to meet challenges

A range of methodologies is being investigated to improve slurry processed electrode performance, notably to control the porosity and tortuosity so as to achieve the balance of energy density, power density, cost and weight. There are three aspects of coatings that can be utilised to meet these technology challenges, incorporation of templating agents in the mix, use of secondary solvents and control of the drying process, either in isolation or together.

Salt particles have been used as templates to produce electrodes with the desired porous structures [91]. The salt is added in the electrode ink mixing step, coated onto the current collector, and finally removed to leave pores/channels in the electrode. As an exemplar, Elango *et al* used NaCl particles as the template to make 1 mm thick LiFePO_4 and $\text{Li}_4\text{Ti}_5\text{O}_{12}$ electrodes with well-controlled porosity of 0.4 and pore size in the range of 6–10 μm [92]. The as-produced electrodes deliver 4 times higher areal capacity than conventional slurry-casted electrodes (20 against 5 mAh cm^{-2}), which can be ascribed to increased electrode thickness and reduced tortuosity of the resultant optimised porous structure. Nevertheless, there are limitations for NaCl templating, notably the fact that it requires water dissolution for the removal of the NaCl templates, which is challenging for some water-sensitive electrodes, like high-Ni content NMC cathodes. To overcome this issue, recent work has used NH_4HCO_3 particles as the template which can be removed by low-temperature heat treatment, providing a promising alternative solution in this area [93]. Other templating methodologies, like wood and magnetic-assisted templating, have also been proposed in the literature [94, 95].

The addition of an immiscible secondary solvent can drastically alter the rheological properties of the electrode slurry and further change the movement of active material and conductive additive particles, resulting in distinct porous structures [96]. Recently, Gastol *et al* illustrated the beneficial effect of a small amount of 1-octanol (0.1–10 wt.%) as the secondary solvent in water-based graphite slurry with CMC and

SBR [59]. In this example, 1-octanol preferentially wets the particles over water and forms pendular bridges between adjacent particles, resulting in electrodes with a sample-spanning network. Furthermore, the addition of 1-octanol also increases the viscosity of the electrode slurry, enhancing the dispersion of particles. The as-produced graphite electrodes were shown to have lower tortuosity and better cycling performance. On the contrary, the addition of a miscible secondary solvent can also help to control electrode structure by affecting the drying process, which will be discussed next.

Drying follows a three-stage process: solvent evaporation from the surface and film shrinkage, the removal of the solvent through the capillary network between the particles, gaseous removal of the final solvent. The electrode structure can be tuned by manipulating the solvent, temperature, drying speed. Recent work reported that VOPO₄ electrodes with vertical channels were fabricated by fast solvent evaporation which is achieved by using two miscible solvents of 2-propanol and water (1:1 v/v) at 60 °C under vacuum. The VOPO₄ nanosheets simultaneously experience an upward force induced by evaporation flow and downward gravitational force, resulting in a net torque on the nanosheets and thus aligning the nanosheets perpendicular to the current collector [97]. It also should be noted that severe binder migration may take place driven by capillary action during fast solvent evaporation, resulting in non-uniform binder distribution. A two-step drying process, consisting of an initial low-temperature drying at 25 °C for 16 h to stabilise the electrode structure and followed by a high-temperature drying at 70 °C for about 3 h to completely remove the solvent, has been successfully applied to produce NMC electrodes with uniform distribution of binder and conductive additive [98].

Concluding remarks

Slurry casting is currently the prevailing manufacturing process for lithium-ion battery electrodes. However, the low controllability over electrode structures, e.g. thickness, porosity and associated high electrode tortuosity, restricts the future adoption of slurry casting for thicker higher-performance lithium-ion battery electrodes. To further explore the potential of slurry casting, electrode structuring strategies, like templating, the addition of a secondary solvent and drying control, have been proposed to produce electrodes with tailored structures. These electrode structuring strategies are compatible with the existing slurry cast processing and can be achieved with only minor modifications, providing promising approaches for the manufacture of the next-generation lithium-ion battery electrodes.

Acknowledgments

This work was supported by the Faraday Institution [Grant Nos. FIRG015 and FIRG016].

9. Mechanistic understanding of electrode drying by modelling

Ye Shui Zhang^{1,2,3}, Andrew R T Morrison^{1,2}, Will Dawson^{1,2}, Juntao Li^{1,2}, Paul R Shearing^{1,2}, Emma Kendrick^{2,3} and Dan J L Brett^{1,2}

¹ Electrochemical Innovation Lab, Department of Chemical Engineering, University College London, London WC1E 7JE, United Kingdom

² The Faraday Institution, Quad One, Harwell Science and Innovation Campus, Didcot, United Kingdom

³ School of Engineering, University of Aberdeen, Aberdeen AB24 3UE, United Kingdom

⁴ School of Metallurgy and Materials, University of Birmingham, Elms Road, Birmingham B15 2SE, United Kingdom

Status

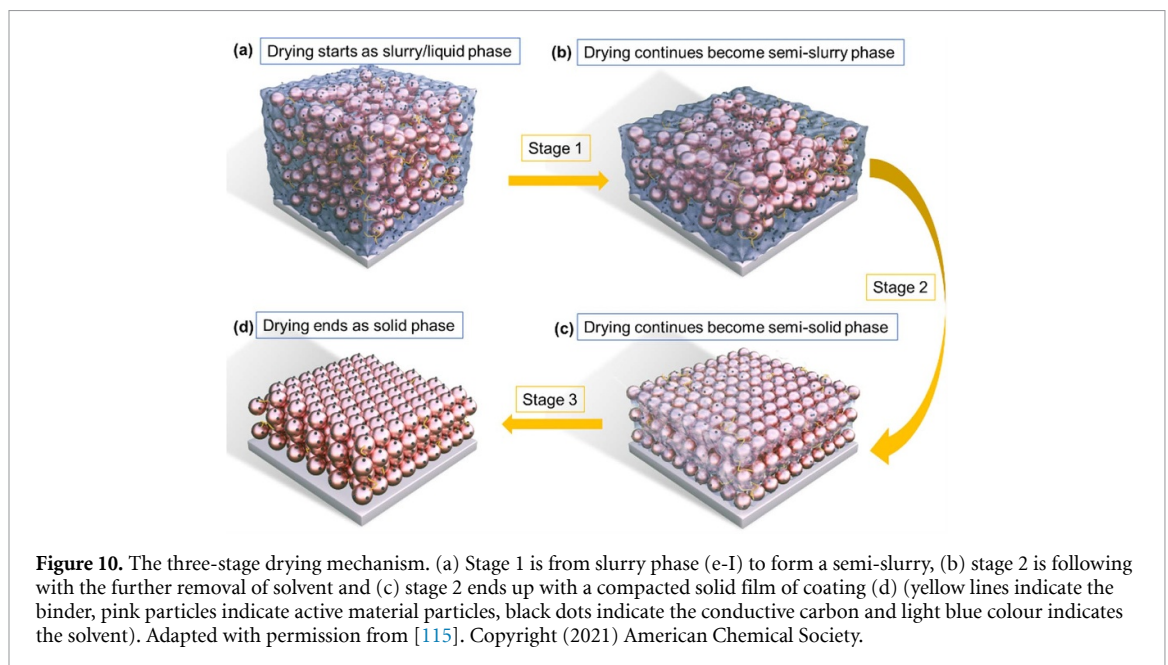
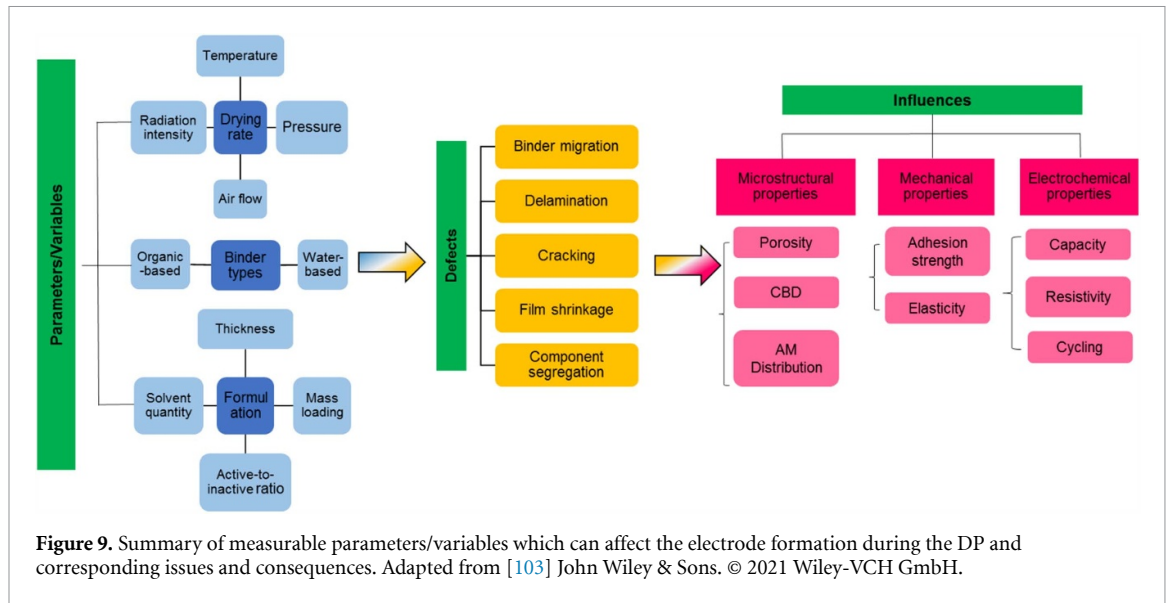
Improved lithium-ion battery (LIB) performance and decreased failure rate are possible through a better understanding of the electrode drying process (EDP). Mastering the EDP will allow the synthesis of defect-free electrodes which leads to homogeneity in both current densities and lithium transport between the electrodes. Even though the slurry casting of electrodes is a well-developed method for manufacturing electrodes [13], the coating inconsistency and microstructure defects occurring in the EDP cannot be avoided [87]. The drying protocol and the wet slurry casting process play dominant roles to form the microstructural and morphological properties of the electrodes cast by wet processing [60]. The optimum slurry casting process is closely related to the electrode drying mechanisms. In order to manufacture the electrodes with controlled properties an in-depth understanding of the electrode drying mechanism is necessary [99]. It will guide the future electrode manufacturing process for casting made-to-order electrodes [60].

The EDP is a complex process which includes certain number of parameters/variables which would affect the manufactured electrodes in terms of microstructural, mechanical and electrochemical properties. Zhang *et al* [100] have reviewed the EDP and summarized the effect of the different variables as shown in figure 9. There are three primary classes of methods that have been introduced in the EDP for understanding the drying mechanism [60]: electrochemical testing, physical characterization, and modelling. Although the first possibility makes the strongest link with battery performance, the multiple and interconnected variables that must be investigated (see figure 9) make it difficult to attribute changes in the EDP to the measured results in a timely manner. To isolate effects more strongly and streamline investigations into the EDP, the second method is preferable, but the objective to observe the fine structure of the electrode usually necessitates *ex-situ* techniques. *In-situ* measurements are preferable, but there is a long way to go on this front. The third class, modelling, offers advantages like the ability to observe normally hidden quantities, like binder movement [101] or colloidal stability and thermodynamic properties [102]. The most effective will be modelling supported by advanced *in-situ* metrology, both to design the model and for observations of the EDP. To achieve this, we need to develop a better mechanistic understanding of the EDP through/in addition to models. Here we will present the present state of the art for EDP modelling, what the important challenges are and explain what the road forward will be.

Current and future challenges

The key expectation to create a feasible model is to correlate dynamic measurements of drying conditions with the final properties of the electrodes to achieve a more controllable EDP. There are several models of drying non-LIB slurries which can be applied to the LIB EDP. Tsotsas and Mujumdar [104] described different types of modelling: continuum-level models and computational fluid dynamics models. Defraeye *et al* [105] presented a discussion of convective heat and mass transfer modelling at air-porous material interfaces. Tirumkudulu and Russel [106] and Yow *et al* [107, 108] studied the critical stress of cracking in drying latex films. Theoretical models for the drying of single-component and two-component colloidal suspensions have been studied [109]. Meanwhile, the drying of polymer solutions was investigated [110]. An 1D model of particulate coatings that includes Brownian diffusion, sedimentation, and evaporation was implemented [111]. Translating the predictions of these models to LIB EDP is a challenge.

Models designed to tackle the drying of LIB electrodes at industrially drying rates was first tackled in 2018 by Font *et al* [66]. During the EDP, the active material (AM) forms the skeleton of the porous structure of the dried electrodes as a continuous process which can be affected by the individual variables. Importantly, this dynamic process does not include the binder movement during EDP, therefore the effect of binder migration on the dried electrode cannot be identified. A model of binder migration had previously been proposed by Li and Wang [112] but, it is questionable whether this analysis holds for LIB EDP because of improperly specified volume phases as noted by Font *et al* [66]. Font *et al* [66] presented a one-dimensional model to describe binder migration during the first stage of drying. Their model ceases to be valid when the film becomes consolidated at the end of film shrinkage, or when the pores begin to empty. Susarla *et al* [101]



also suggested a one-dimensional model for describing the solvent evaporation during the EDP. An established volume-averaging technique proposed by Whitaker [113] has been applied to create the macroscopic model. Susarla *et al* [101] proposed the model to take into account temperature, partial pressure of vapour and liquid saturation of the pore network. The model could predict convective transport of the liquid and gas-phase solvent, and air via Darcy's equation. Gaseous diffusion can be modelled based on the Fick's Law, and transport section of the model were coupled to an equation of energy conservation. The solvent removal was expressed as a function of saturation, temperature and porosity. It is also noticed that the capillary pressure depends on temperature via the surface tension. A latest three-stage drying mechanism is illustrated in figure 10. However, neither of these existing models [66, 101] can be relied upon to predict the whole optimal LIB EDP because neither covers the entire EDP as it is understood.

Advances in science and technology to meet challenges

Given the challenges presented by understanding and modelling the EDP, it is no surprise that advances are required to realize its potential. To start, developing a more accurate and reliable model, more advanced metrology is required, especially *in-situ* metrology. Previous investigations are mostly based on *ex-situ* characterizations (surface morphology, microstructure, element distributions, particle microstructure, pore size distribution and thickness) of the electrodes dried under different conditions. Although there are techniques that have been used in the EDP as *in-situ* methods to investigate the microstructure evolution,

drying rate, binder migration, particles distribution and drying stress development, the dynamic profile of EDP acquired by these techniques can only provide limited details because of the limitations of each technique [103]. *In-situ* characterization is important because developing a model based on the entire EDP is advantageous over only having access to the initial and/or final conditions.

The models themselves also still require advances. Essentially there has yet to be a model which fully explains the whole EDP as presented in figure 10. With all the mentioned details from Susarla's model [101], it still did not predict binder migration which makes it difficult to predict properties of the electrode such as adhesion. Meanwhile, in the model developed by Font *et al* [66] that does predict binder migration, with the assumption that the AM particles are uniformly distributed throughout the process of film shrinkage, as sedimentation and agglomeration are believed to have a negligible effect on the timescale of drying. It is also assumed that the temperature is spatially uniform due to the high thermal diffusivities of the components. This limits the applicability of the model. Very recently, Lombardo *et al* [114] developed the first physics-based three-dimensional model to mimic additive migration during EDP, which is able to unlock the generation of three-dimensional heterogeneous electrode mesostructures. In the end what is needed for improvement in modelling is a model which can incorporate the dynamic aspects of drying on both the AM distribution and binder movement, so that the model predicts relevant properties for a range of drying conditions.

Concluding remarks

The electrode drying mechanism follows several stages and each stage can be modelled. The *in-situ* metrology that has been applied during EDP can provide the characteristic measurements to validate the models. However, the existing models are not reliable enough to predict the entire LIB EDP due to limitations of the existing metrology. A more comprehensive and reliable model is needed to further study the drying mechanism, and thereby to predicate the optimal drying protocol. It is necessary to further develop the *in-situ* metrology for better control and monitoring of the EDP. A developed model with more measured parameters is needed to provide electrode evolution information during EDP, in terms of microstructure, morphology and component distributions. The urgent need for developing a multi-functional *in-situ* metrology with integration of various measurements is important, including film thickness, coating weight, and morphological properties of the electrodes. Creating comprehensive model for the EDP will help tackle several problems in the complex process of LIB manufacturing in a time efficient manner, unlike experimental studies of LIBs must be. It has the opportunity to solve important problems like reproducibility, lead to high quality products, and improve waste management.

Acknowledgment

This work was supported by the Faraday Institution [Grant No. FIRG015].

10. Advanced metrology for the electrode drying process

Ye Shui Zhang^{1,2,3}, Will Dawson^{1,2}, Emma Kendrick^{2,4}, Paul R Shearing^{1,2} and Dan J L Brett^{1,2}

¹ Electrochemical Innovation Lab, Department of Chemical Engineering, University College London, London WC1E 7JE, United Kingdom

² The Faraday Institution, Quad One, Harwell Science and Innovation Campus, Didcot, United Kingdom

³ School of Engineering, University of Aberdeen, Aberdeen AB24 3UE, United Kingdom

⁴ School of Metallurgy and Materials, University of Birmingham, Elms Road, Birmingham B15 2SE, United Kingdom

Status

Lithium-ion battery (LIB) is an ubiquitous energy storage technology in numerous important applications and their performance is directly determined by the manufacturing process. The LIB manufacturing process is complex with strongly coupled interdependencies, especially during the EDP. The typical electrode manufacturing process consists of mixing, coating, drying, calendaring, post-drying, cell assembly and formation steps [100]. The authors reviewed the entire LIB manufacturing process with brief coverage of the EDP and the metrology which can be used to characterise the electrode during EDP [100]. Very recently, Liu *et al* [116] reviewed the advanced electrode processing of LIBs, focusing on the powder technology in battery fabrication. Other reviews have been published to discuss specific elements of the LIB manufacturing process such as the raw materials [117], separators [118] and laser electrode processing [119], without covering the EDP.

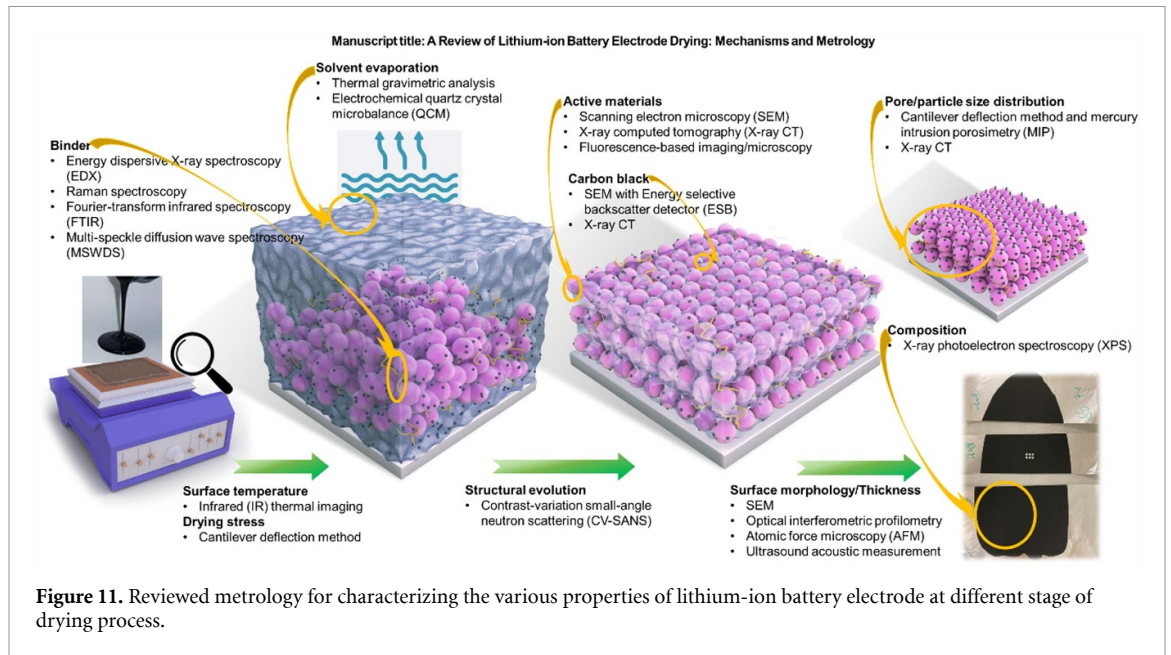
During the EDP, a set of parameters would affect electrode properties, including drying rate, binder types and formulation as reported [100]. The drying rate is mainly controlled by the temperature, pressure, radiation intensity and airflow. The binder and solvent system directly correlate with the drying time, as slurries with water-based binders dry more rapidly than slurries made from an N-Methyl-2-pyrrolidone (NMP)-soluble binder. The types of defects for the as dried electrodes are depending on the drying conditions, including binder migration, coating delamination, film shrinkage and the component segregation. The types of defect will subsequently determine the microstructure of the dried electrode, adhesion strength, cell capacity, resistivity and cycling performance [100].

Efforts to study the EDP have been limited, particularly in terms of *in-situ* metrology. A wide variety of methods are available to study the effect of drying parameters, these being the methods which are typically used to study electrode morphology, such as SEM, x-ray computed tomography (x-ray CT), energy dispersive x-ray spectroscopy (EDX). A method which has been developed in order to study electrode-drying *in-situ* is the use of ultrasound acoustic measurement [120]. By studying the changing attenuation of ultrasonic waves during EDP, different stages of drying can be identified, and the impact of drying conditions on the dynamics of the EDP can be analysed. This approach may therefore be used to identify in time the points where coating faults occur, and to probe their causes. Further *in-situ* metrological development is necessary in order to more thoroughly understand the EDP.

Current and future challenges

The physics and chemistry of LIB EDP are often overlooked, and optimisation is performed by empirical design, rather than with understanding of the underlying physical behaviour, due to the complexity of LIB manufacturing systems. The drying dynamics of wet electrode films are particularly complex, and the physical processes are poorly understood. To better manipulate electrode structure and their corresponding electronic and ionic transport properties, we need to understand the process by which electrode structures form. The EDP is fundamental to the formation of electrode structure, and it is therefore necessary to develop metrology tools to understand the physical processes which occur during drying. In particular, metrology design and analysis is required to understand the effects of solvent evaporation on defects, such as crack formation or the promotion of self-assembly processes [121]. In order to better control the electrode properties during EDP, drying dynamic is imperative to be further investigated therefore to unlock the potential of LIBs [60, 99].

An effective LIBs manufacturing process will need a suite of advanced analytical techniques including *in-situ* and *ex-situ* characterizations [13, 122–124]. As a complex process for drying electrode which involves numerous parameters, the effects of each parameter on the properties of the dried electrode need to be identified. The current metrology which have been used in the EDP to measure the properties of the electrode are illustrated in figure 11 [100], which are grouped based on observable features in the early stage of the EDP. Binder distribution can be characterised by energy dispersive EDX, Raman spectroscopy, Fourier-transform infrared spectroscopy (FTIR), and multi-speckle diffusion wave spectroscopy (MSDWS). Solvent evaporation can be measured with thermal gravimetric analysis and quartz crystal microbalance

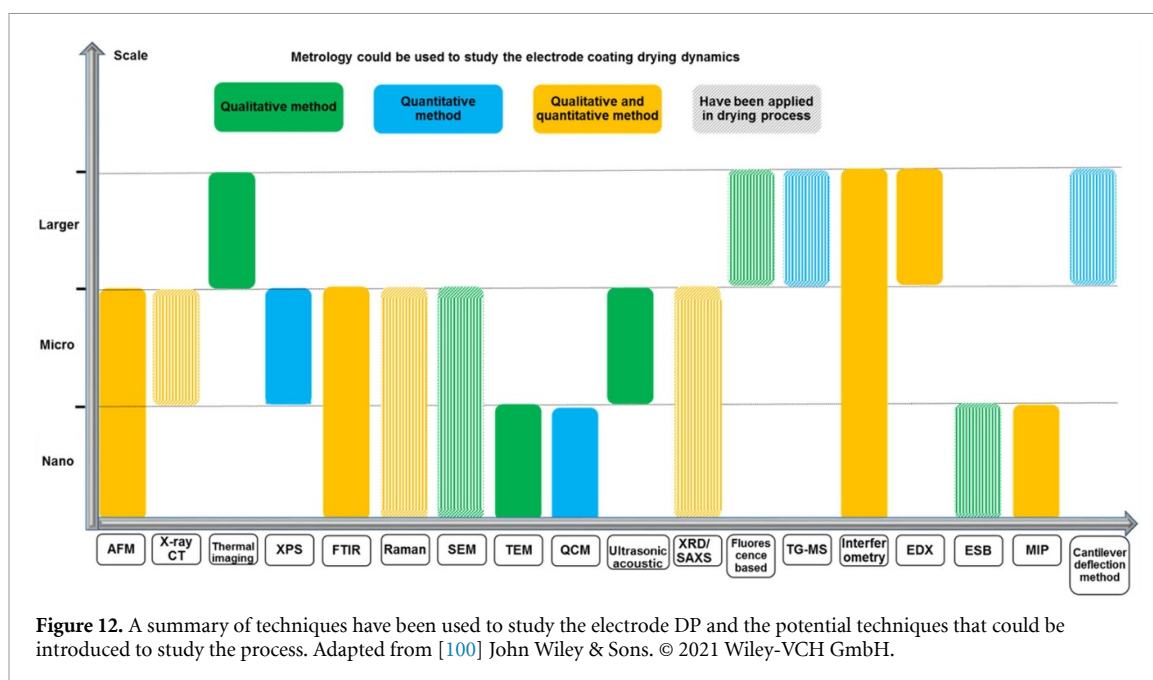


(QCM). Surface temperature and drying stress during the solvent evaporation can be measured by Infrared (IR) thermal camera and cantilever deflection method. In dried electrodes, the active materials can be characterized by SEM, x-ray CT and fluorescence-based imaging/microscopy. The structural evolution has been evaluated by a contrast-variation small-angle neutron scattering technique [100]. Cantilever deflection method with mercury intrusion porosimetry, as well as x-ray CT enable the evaluation of the particle size distribution in the as dried electrode. The surface morphology or thickness of the dried electrode can be characterized by SEM, optical interferometric profilometry, atomic force microscopy and ultrasound acoustic measurement. Characterisation of electrode composition can be achieved using x-ray photoelectron spectroscopy (XPS) [100].

Advances in science and technology to meet challenges

Figure 11 illustrated the reviewed metrological methods which have been used or have potential to be introduced in EDP. These methods have been grouped based on the characterization is either qualitative or quantitative, which are powerful techniques which could be used in EDP to assist the understanding of drying mechanism. Some of these techniques have been used in the LIB EDP either as *ex-situ* or *in-situ* methods to study the electrode microstructure evolution or component distributions [100].

Although some methods, such as XPS and Raman spectroscopy [125], have been applied in morphological characterisation of LIB electrodes after drying, development of these techniques for studying the EDP has been limited. For instance, *in-situ* investigations of electrode drying have not been attempted. Shown in figure 12 illustrates both of the existing metrology which has been applied to study EDP and the emerging metrology that has potential to be developed for understanding electrode drying dynamics [100]. These techniques are grouped according to the length scales on which they operate and a classification of the data they produce. For example, cryo-SEM (Cryo-SEM) and fluorescence microscopy are qualitative methods which can be applied as *in-situ* techniques to study microstructure evolution [126]. SEM with energy selective backscatter detector can distinguish carbon black, binder and graphite for anode characterization [127], which are useful for understanding the binder migration behaviour. *In-situ/operando* characterization methods have been developed and applied to characterize LIBs in terms of electrochemical reactions and degradation mechanisms. Chemical and physical properties of battery materials have been characterized during electrochemical processes by a variety of spectroscopy and microscopy techniques [128] as listed in figure 12. According to the published drying mechanism [66, 129, 130], the LIB electrode drying mechanism mainly consists of physical changes including phase change of solvent and movements of the components. Given the ability of these techniques to variously probe physical parameters of the coatings as well as the spatial arrangement of their constituent parts, there is potential to introduce some of these techniques in the analysis of the LIB EDP. Further development of metrology as described is necessary in order to develop and in-depth understanding about the electrode drying mechanism, and therefore to better control the manufacturing process.



Concluding remarks

There are limited number of techniques have been used as *in-situ* techniques to investigate the binder movement, particle distributions, microstructure evolution, drying rate and drying stress development. There are many advanced characterization methods that have not been used to analyse LIB electrodes, which nonetheless show the potential to be used to study the EDP. For example, QCM could be an effective tool to study solvent evaporation rate in a nano-resolution. IR thermal imaging could map the surface temperature profile to help optimise heat pulsing effects and effectiveness of EDP. MSDWS could be an effective technique to trace particle movement during EDP. X-ray CT is a powerful method to characterize the electrodes in terms of 3D microstructure evolution. Raman spectroscopy could be an *in-situ* tool to identify binder distribution throughout the electrode film. Ultrasound acoustic technique is capable to obtain physical dynamics of the electrode for a long period due to its fast signal responses. There is indeed a need to develop the existing metrology and also identify new *in-situ* metrology to study LIB electrode DP for process optimization to manufacture high quality of electrodes.

Acknowledgment

This work was supported by the Faraday Institution [Grant No. FIRG015].

11. Solvent-free electrode processing: opportunities and challenges

Guillaume Matthews^{1,3}, Denis Cumming^{2,3} and Patrick S Grant^{1,3}

¹ Department of Materials, University of Oxford, Oxford OX1 3PH, United Kingdom

² Department of Chemical and Biological Engineering, The University of Sheffield, Mappin St, Sheffield S1 3JD, United Kingdom

³ The Faraday Institution, Quad One, Harwell Science and Innovation Campus, Didcot, United Kingdom

Status

Commercial energy storage is driven primarily by large and influential corporations in the Li-ion battery (LIB) and electric vehicle (EV) markets with an emphasis on cost and performance. In research, the focus has tended to be on new chemistries or cell designs such as all-solid-state batteries (ASSB). But for both commercial and research activity, new and sustainable battery manufacturing processes are increasingly recognized as essential for a comprehensive green energy transition [69, 131]. In 2022, commercial LIBs are made with a relatively energy intensive process based on slurry casting that offers high and scalable production rates matched to the ever-growing demand for LIBs. However, the electrode fabrication process relies on the use of highly toxic and costly solvents (especially for the cathode) such as N-Methyl-2-Pyrrolidone (NMP) and continuous operation of long drying oven lines. Evaporated solvent requires expensive recovery steps for safe disposal or recycling [69, 131, 132]. Dry, or solvent-free, electrode processing would make a major contribution to a more sustainable battery industry by avoiding the use of solvents altogether and consequently reducing significantly the embodied energy of the electrode which largely (approximately 50%) comes from the solvent removal step [69].

Solvent-free electrode processing has been gaining traction in recent years, with interest from large corporations including Tesla, LG Energy and Samsung. Academic research groups have also successfully manufactured electrodes and also solid-state electrolyte films for ASSBs using different dry processing methods [133–139]. A dry electrode fabrication process developed by Maxwell Technologies received attention following its purchase by Tesla in 2019. Their method is based on the formation of a 3D network of polytetrafluoroethylene (PTFE) fibrils that effectively bind the active material (AM) and carbon additive (CA) together in a flexible, 3D fibril web, creating a free-standing electrode film. Another technique involves electrostatic coating or dry painting of the AM, binder and CA powders directly onto a current collector, followed by a thermal treatment (hot rolling or pressing) that activates the polymeric binder to interact physically and bind with the particulates [134, 135]. A third process, based on powder extrusion moulding (PEM), combines composite extrusion, de-binding and then sintering [138, 139].

While the feasibility of solvent-free electrode manufacturing has been demonstrated, further research is needed to understand the science behind the dynamics of structural formation, the key parameters influencing the performance of electrodes (lifetime, degradation, energy and power density, and cost), and how such approaches might be scaled up to provide a compelling performance-cost balance that may compete with slurry casting.

Current and future challenges

In slurry casting, the solvent is introduced necessarily into the process to dissolve and suspend electrode constituents during casting but has no function in the final product. In fact, if not completely removed, the solvent may harm battery performance. In contrast, manufacturing electrodes without solvents conceptually offers the opportunity to make LIBs more environmentally sustainable, to decrease production cost, and to control better the binder distribution.

For any dry process to replace slurry casting, three conditions need to be met: (a) the performance of the dry electrodes should be as good as slurry cast, (b) the process should reduce the production cost and impact on the environment, and (c) this therefore implies that the process should also be easily scalable. One further intriguing possibility is that solvent-free fabrication routes have the potential to create carbon binder domains (CBD) different from their solvent-based equivalents: in solvent-based slurries, the small fraction of polymeric binder is distributed within the electrode by a difficult to control dissolution and re-precipitation process that tends to coat binder onto most of the active surface; in dry processing, the binder is instead distributed by thermo-mechanical means, potentially offering greater control and different, possibly advantageous, CBD morphologies. In addition, by avoiding the drying step altogether, solvent-free processing suppresses binder migration, which is known to produce heterogeneous microstructures and lead to decreased rate performance and capacity in slurry cast electrodes [99]. Practically, better control and minimisation of binder may provide electrodes that are intrinsically higher performing (especially at high charge/discharge rates) than slurry cast equivalents. Alternatively, thicker electrodes in the 100–200 μm




Figure 13. The typical microstructure of a dry processed NMC electrode showing the complex nature of the 3D fibrils network, acting like a spider web that holds the active material powder together, leaving most of the active surface unobscured.

range with high volumetric capacity may be facilitated. So far however, there are relatively few like-for-like or ('back-to-back') quantified performance comparisons of slurry cast versus equivalent solvent-free electrodes.

The main challenge of the dry painting process is to reduce the content of non-active material to fractions comparable with state-of-the-art cast electrodes (e.g. <5 wt.% for LiNiMnCoO₂ (NMC) cathodes and graphite anodes). While Ludwig [134] and Schällicke [135] showed attractive solvent-free electrode formation, fractions of 10 and 14 wt.% of non-active material respectively should be reduced further to boost performance. In terms of scalability, dry painting seems to be the most promising solvent-free process due to its simplicity and the fact that both electrostatic coating and hot rolling are easily scalable. However, electrostatic coating is inherently slower than slurry casting and might not be suitable for the high production rates required in modern gigafactories. In the case of PEM, de la Torre-Gamarra *et al* manufactured binder-free LiFePO₄ (LFP) cathodes. Starting with 50 vol.% polymeric binder in a first extrusion step, de-binding was then achieved by both solvent and thermal treatment. A final step sintered the green body above 500 °C to obtain successfully a binder-free electrode, which might offer an attractive electrochemical response. However, while providing a proof-of-concept route, the de-binding step involving solvents undermines a fully solvent-free process. In addition, the complexity of PEM and the presence of several de-binding steps and high temperature sintering makes this process costlier and likely difficult to scale-up [140].

Advances in science and technology to meet challenges

The thermo-mechanical dry processing of electrode components to form polymer binder fibrils is conceptually attractive for the large-scale production of electrodes due to its apparent simplicity and use of existing technologies such as dry mixing, and extrusion or rolling. There are also potentially relatively few steps: mixing of AM, binder and CA, then electrode formation and finally calendaring. However, the significant challenge is in understanding and exploiting the crucial fibrillation step as a flexible, platform technology for electrodes of different types. Hippauf [133] used a pestle and mortar to achieve fibrillation of PTFE but had difficulty resolving the fibrils by electron microscopy. Our recent work resolves successfully the fibrils in more detail than previously reported [133, 136]. For example, figure 13 shows a complex 3D network or web of PTFE fibrils binding the active material particles (in this case a NMC variant) together. There are larger primary fibrils of up to a few 100 nm diameter that extend across several powder particles, from which thinner (a few nm diameter) secondary fibrils branch. We have shown recently that these fibril

Table 2. Electrochemical performance comparison of dry painted electrodes and conventional slurry cast of similar composition.

Active material	Binder	Rate performance	Cycling performance	References
LiCoO ₂ (LCO)	Polyvinylidene fluoride (PVDF)	Up to 5%–10% better at higher C rates (>1 C)	70% capacity retention @ 0.5 C after 50 cycles, compared to 58% for slurry cast	[134]
NMC	PVDF		87% capacity retention @ 0.5 C after 50 cycles, compared to 84% for slurry cast	[134]
Graphite	FEP	Similar to slurry cast	97% capacity retention @ 0.5 C after 50 cycles	[135]
NMC	PVDF	Up to 10%–20% better at higher C rates (>1 C)	69% capacity retention @ 1 C after 300 cycles, compared to 52% for slurry cast	[140]
NMC	PVDF	Lower than slurry cast	80% capacity retention @ 0.2 C after 300 cycles, compared to 65% for slurry cast	[141]
NMC	PVDF	Similar to slurry cast	80% capacity retention @ 0.5 C after 500 cycles, slightly better than slurry cast	[142]

webs are robust to cold compaction and flexible, foldable and integral electrodes can be achieved with a thickness ranging from 70 to 500 μm . The self-standing electrodes can be laminated on conventional metallic current collectors by a final calendaring step. However, a comprehensive exploration and understanding of the structure-property relationships of these types of electrodes has yet to emerge.

The most comprehensive electrochemical characterisation of solvent-free electrodes relates to those manufactured by dry painting technique. Several investigations [134, 135, 140, 141] have compared the rate and cycling performance of their dry-processed electrodes to slurry cast of similar composition, which are summarised in table 2. For both typical LIB anodes and cathodes, preliminary energy storage performance was typically as good or slightly better than conventional equivalents. However, more detailed work is required to account fairly for any differences in electrode mass loadings per unit area, porosity fraction, thickness, etc. Compelling demonstrations of the scalability of solvent-free processing are also yet to emerge, and therefore it is difficult to forecast if any solvent-free process will be able to address electrode mass markets. Nonetheless, scientific and technological progress provides significant encouragement for the further exploration of solvent-free LIB and other electrodes.

Concluding remarks

Solvent-free processing may help to reduce the operational and capital costs associated with conventional LIB electrode manufacture. Removing the solvent can reduce the number of production steps, floor space requirements and energy demand associated with electrode drying and the associated solvent recovery. For example, cost analysis has shown that, with some assumptions, dry painting of electrodes might be cost-competitive with conventional LIB manufacturing [134]. Most significantly, solvent-free processes can reduce health and environmental hazards and make a significant contribution to the sustainability of the battery manufacturing sector. Early results have also suggested that a solvent-free process may facilitate improved rate and cycling performance due to a better control of the binder morphology and its distribution. From an electrode perspective, the key challenge following the elimination of the solvent is how to distribute a minimum fraction of binder while ensuring all particulates are bound together into an integral coating, that this coating is adhered to the current collector and, and that integrity is maintained even under the stresses and strains induced by cycling. Active particulates have been shown to be robust to thermo-mechanical approaches to distribute binder at elevated temperature under shear forces, and along with dry painting, demonstrate practical routes to functioning LIB and ASSB electrodes. Given the self-evident benefits of solvent-free processing, it is likely modified or entirely new approaches will also rapidly develop, with prospects for new intellectual property and a family of new electrode manufacturing technologies.

Acknowledgments

The authors would like to thank the UK Engineering and Physical Sciences Research Council. This work was also supported by the Faraday Institution [Grant No. FIRG015].

12. Deformation mechanism of lithium-ion battery electrodes during manufacture

Ruihuan Ge, Denis J Cumming and Rachel Smith

Department of Chemical and Biological Engineering, The University of Sheffield, Mappin St, Sheffield S1 3JD, United Kingdom

Status

The mechanical properties of lithium-ion battery electrodes including deformation and particle breakage are known to be strongly affected by the manufacturing process, especially electrode calendaring. Figure 14 illustrates cross sections of electrode structures before and after calendaring. During calendaring, the active material (AM) particle structures and carbon binder domain (CBD) phase are compressed and rearranged, and the inter-particle porosity is reduced. The compaction of the electrode particle-pore structures can in turn affect the transport properties and battery performance.

Previously, researchers have attempted to relate the manufacturing process parameters to the deformation of electrodes [89, 143], and have also started to use numerical methods to understand the relationships between manufacturing process, mechanical properties and microstructure [144]. However, these relationships still require further investigation. This is especially true in the face of rapid developments of lithium-ion batteries, with increasing need for high-performance electrodes with controlled microstructures, e.g. thick/graded electrodes [145]. Understanding and predicting the deformation mechanisms of these electrode structures during manufacture is clearly important for next generation electrode design. Recently dry electrode coating process has been applied to thick electrode manufacturing by Tesla. However, the calender rolls are dented during the calendaring process, indicating the need to understanding and improve electrode calendaring process [146]. By using advanced experimental characterisation techniques and high-fidelity numerical methods, the evolution of the electrode microstructure including essential information such as AM particle positions and porous CBD phase (e.g. pore size distribution and detailed structures) can be resolved under varying calendaring conditions. It is also expected that complex mechanical properties (e.g. elastic-plastic behaviour, inter-particle friction and strain rate sensitivity) can be captured by numerical models.

Current and future challenges

Experimental investigations

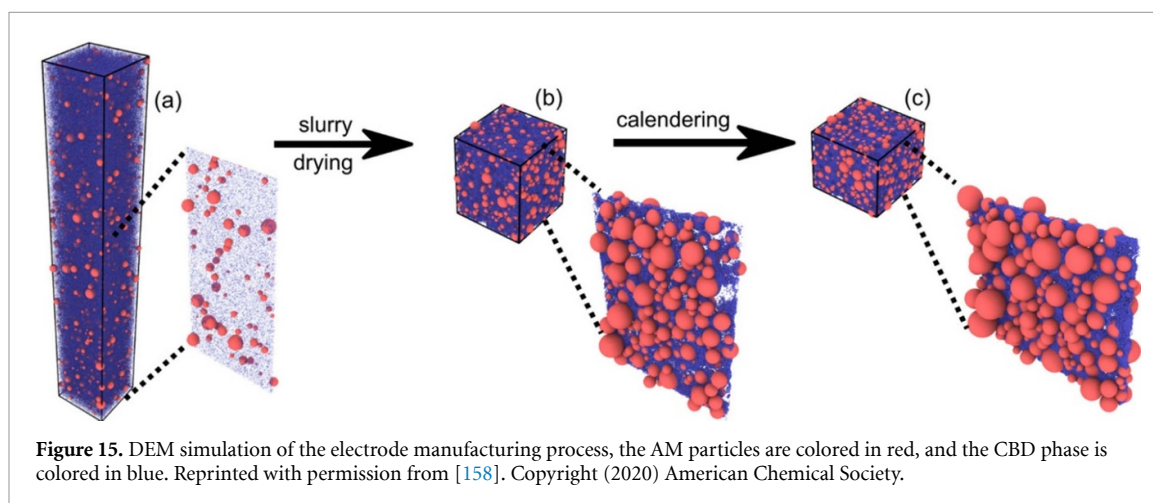

During manufacturing, the mechanical properties of electrodes are affected by material compositions, operating parameters (e.g. roller temperature, circumferential speed) and electrode thickness [89]. As the effect of these properties and parameters on electrode deformation is very complex, it would be useful to characterise mechanical properties of electrodes. Micro and Nano indentation techniques have been widely used to assess electrode mechanical properties including hardness and elastic deformability [147, 148]. A new grid indentation approach has recently been developed [149, 150], in which the Young's modulus and hardness of both the AM particles and CBD phase within electrodes are measured in a single test. Apart from this, the adhesion property between electrodes and current collectors is also very important as it can affect the battery performance. The adhesion property is a function of polymeric binder material and electrode microstructures. Previous results have shown that the adhesive strength could be affected by the carbon black dispersing and calendaring process [151]. Experimental techniques have been developed to characterise the coating adhesion strength (e.g. conventional peel test, pull-off test and surface and interfacial cutting analysis [152, 153]). These developments are certainly encouraging, however to date experimental studies are limited in materials and test conditions. To gain further mechanistic understanding, systematic studies spanning large parametric and material property spaces are required. Of particular importance for further numerical study is experimentally gained understanding of the dynamic mechanical response of the porous CBD phase, which often consists of polyvinylidene fluoride (PVDF) and carbon black aggregates but can vary in composition and structure.

Computational modelling

The compressibility of particle assemblies can be described by an exponential compaction equation first proposed by Heckel [154]:

$$\varepsilon = \varepsilon_{\min} + (\varepsilon_{\text{ini}} - \varepsilon_{\min}) e^{(-P/\gamma_C)} \quad (1)$$

where ε is the electrode porosity, ε_{ini} and ε_{\min} are the initial and minimum structure porosities, P (MPa) is the compression pressure and γ_C (MPa) is the compaction resistance. This relationship has recently been applied to analyse the calendaring of electrodes [89, 148].



While equation (1) provides an estimate of the porosity achieved, the effects of the CBD phase and particle arrangements cannot be considered. To incorporate these factors, high fidelity simulation is necessary to investigate the microstructural evolution within electrodes. Discrete element method (DEM) is a promising technique which has been recently applied to model the manufacture of electrodes, and in particular the electrode calendaring process [144, 155]. At its essence, DEM is used to model motions and forces of particles at an individual particle scale. An example of a DEM study of electrode manufacturing process across the length scales is illustrated in figure 15. The manufacturing process from slurry drying to calendaring is simulated. In this figure, the AM particles are coloured in red, and the CBD phase represented by nano-sized adhesive particles is coloured in blue. DEM simulations are currently limited in using virtually generated structures and spherical particle approximations. Recent work demonstrates the capability to twin DEM with microstructures from x-ray computed tomography [156]. However, there are challenges in capturing particle plastic deformation and breakage under high calendaring levels. In addition, more complex understanding of the inter-particle bonds is still necessary to establish the non-linear constitutive behaviour [157].

Advances in science and technology to meet challenges

To further understand electrode deformation mechanisms and advance model development in this field, systematic dynamic experimental characterisation of the electrodes is necessary. Some recently developed experimental techniques present promising characterisation options. *In situ* compression tests present a possible method to track evolving particle structure [159]. By using indentation testers and x-ray nano-computed tomography, Daemi and co-authors investigated the particle movement and strain evolution of an electrode during compression [159]. To further understand the visco-elastic and plastic deformation of

binder materials, other techniques such as dynamic mechanical analysis can be considered to characterise the materials under varying strain rates.

DEM simulation, with the use of suitable contact models, is a promising tool to investigate electrode structure deformation. The commonly used particle contact models in this field are the Hertz model, the Johnson–Kendall–Roberts (JKR) model, and also the parallel bond model to describe the inter-particle binder phase [160, 161]. In general, with carefully chosen/calibrated parameters, these contacts may fit the purpose under certain conditions to predict the particle assembly structure evolution during compression [158, 162]. However, it is likely new constitutive models need to be developed and implemented in DEM to capture the complex mechanics of non-linear materials [157]. The application and coupling other numerical approaches, e.g. finite element method (FEM) may be a new route to tackling this issue. In addition to this, advances in generating realistic synthetic electrode structures is also important. This includes the generation of irregular shaped particulate assemblies, and also CBD phase generation considering nano-sized pores [145, 163]. The combination of DEM with realistic structural generation algorithms would provide a powerful tool to numerically understand dynamic electrode deformation.

Concluding remarks

Further experimental understanding and computational simulation of the deformation mechanisms of electrodes are important for electrode microstructure design, and manufacturing process optimisation. Recent developments have shown the mechanical behaviours during electrode calendaring are very complex. Systematic dynamic experimental characterisation under controlled conditions is necessary to track the particle structure evolution, and measure the mechanical response of non-linear materials. The numerical modelling approach DEM has been demonstrated to be a useful tool to understand the deformation mechanisms at the individual particle scale. More effort is required to establish constitutive mechanical models of the porous CBD phase, and also in the consideration of irregular shaped AM particles and porous CBD phase. By combining mechanical tests and advanced numerical modelling approaches, substantial improvements in the understanding of electrode mechanics during calendaring is expected in the coming years.

Acknowledgment

This work was supported by the Faraday Institution [Grant No. FIRG015].

13. Model-driven design of structured electrodes for lithium-ion batteries

Ross Drummond¹, Eloise C Tredenick^{1,3}, Chuan Cheng² and Stephen R Duncan^{1,3}

¹ Department of Engineering Science, University of Oxford, 17 Parks Road, Oxford OX1 3PJ, United Kingdom

² Warwick Manufacturing Group (WMG), University of Warwick, Coventry CV4 7AL, United Kingdom

³ The Faraday Institution, Quad One, Harwell Science and Innovation Campus, Didcot, United Kingdom

Status

Significant improvements in battery energy density, power density, lifespan, cost and safety are needed to deliver the next generation of mobile technologies, including electric vehicles and aircraft. This will require new innovations in lithium ion battery (LIB) technology either by making improved batteries or by advancing our current battery technology. It can be argued that the former approach has received the most attention, with significant capital invested in accelerating the discovery of new chemistries and materials. However, while the invention of new electrode materials promises a step-change in performance, material discovery is a difficult process [164]. To hedge against these risks and deliver improved batteries at the scale and within the time-frame needed for the green energy transition, there has been a shift in focus towards making our current batteries more efficient [165] by advancing battery analytics, control and, notably, by improving manufacturing. Battery modelling is key to delivering these objectives.

Battery electrode manufacturing is an area ripe for innovation. The standard manufacturing approach [60], known as ‘slurry casting’ or ‘slot-die-coating’, involves mixing the electrode’s constituent materials (the active material, conducting carbon additive and binder) and a solvent into a highly-viscous slurry, which is cast onto metal foil current collectors before the newly formed electrode is dried and calendered. The origins of this manufacturing process can be traced back to the first commercialised LIBs from 1991, and it is remarkable how similar those early manufacturing processes are to those of today, especially in light of the massive scale-up in gigafactory production of recent years.

The main limitation with slurry casting is that it gives battery designers only limited control of the electrode microstructure. As a result the electrode’s microstructure is not able to compensate for the non-uniform electrochemical response through its thickness when used aggressively, for example during fast charging. Non-uniform electrochemical responses can lead to a uneven utilisation of the electrodes’ active material and consequently less efficient charge storage [81]. Sources of electrochemical inhomogeneity include: (a) the overpotential gradients that build up through the electrode thickness, (b) local concentrations of ions within the bulk electrolyte, and (c) thermal hotspots, with these issues growing as the battery ages. Removing these sources of inefficiency will be key to delivering cells whose capacity does not drop off at high C-rates.

Advances in science and technology to meet challenges

Structured electrodes that are designed to have non-uniform spatial distributions in electrode microstructure have been proposed to overcome the limitations of slurry-cast electrodes, especially when operated at high C-rates. In contrast to slurry-cast electrodes, structured electrode microstructures are not uniform throughout the electrode. Instead, the microstructure can vary, with different regions of the electrode having different compositions [81, 166] or particle sizes [145, 167–171]. These spatial distributions can either be discrete, in the form of differing layers of slurry-cast electrodes [166, 172], or continuous, achieved using ice templating [173, 174], vertically aggregated bubbles [175], magnetic templating [93] and additive manufacturing processes such as spray forming [81]. The idea behind structured electrodes is to tailor the non-homogeneous microstructures to account for the non-homogeneous electrochemical responses, and it has been shown that structured electrodes could deliver a significant increase in high C-rate capacity and reduction in long-term degradation rate [81].

The concept of structured electrodes raises several questions. How should the spatial distributions of the structured electrode microstructure be designed? What performance gains can theoretically be achieved? Can the scalability of additive manufacturing methods for structured electrodes be improved? Efficiently answering electrode design questions such as these is a non-trivial problem requiring the use of mathematical models. Several models have been proposed for structured electrodes, including [176, 177] and [37] which replicated impedance data [81] from both uniform and graded electrode structures, with the model helping to explain the reduced impedance of the structured electrodes. Figure 16 compares the imaged microstructure of the structured electrode from [37, 81] with its interpretation from the modelling approach. In [176], it was found that grading through the thickness in both the anode and cathode had the largest effect on gained energy and power, though only limited porosity distributions were studied. By

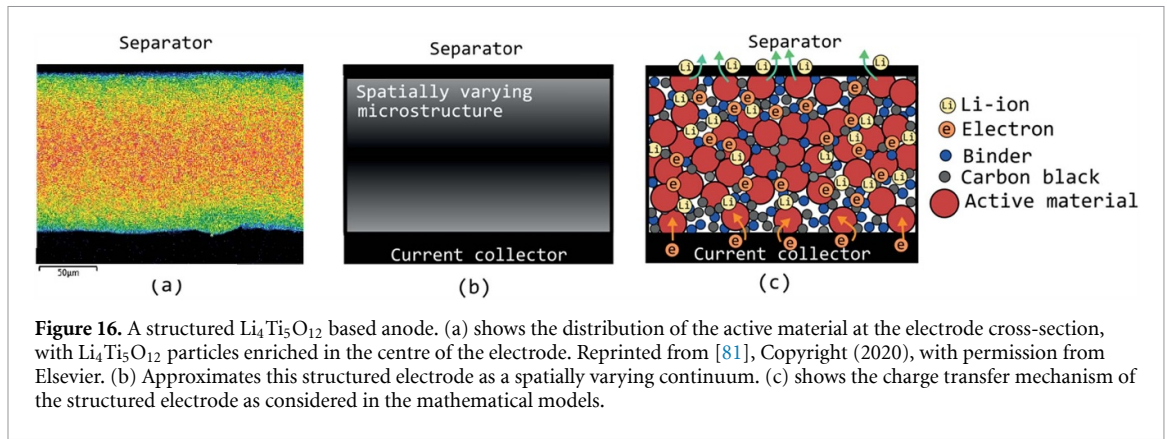


Figure 16. A structured $\text{Li}_4\text{Ti}_5\text{O}_{12}$ based anode. (a) shows the distribution of the active material at the electrode cross-section, with $\text{Li}_4\text{Ti}_5\text{O}_{12}$ particles enriched in the centre of the electrode. Reprinted from [81], Copyright (2020), with permission from Elsevier. (b) Approximates this structured electrode as a spatially varying continuum. (c) shows the charge transfer mechanism of the structured electrode as considered in the mathematical models.

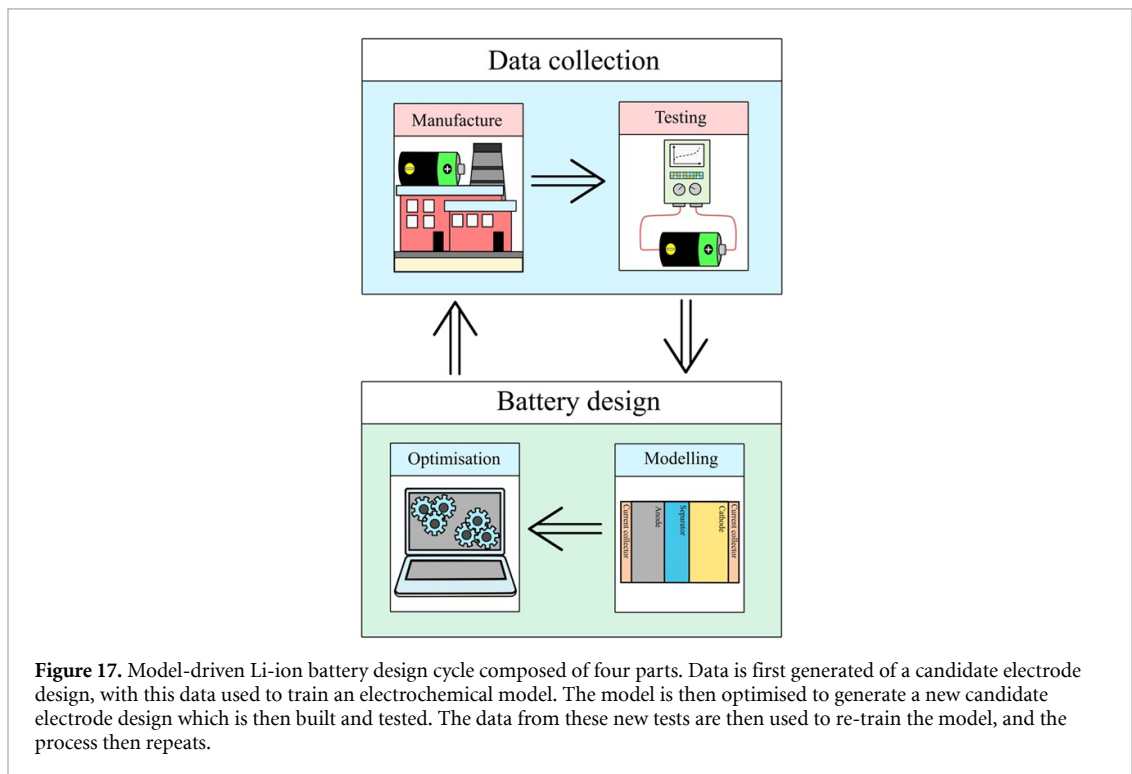


Figure 17. Model-driven Li-ion battery design cycle composed of four parts. Data is first generated of a candidate electrode design, with this data used to train an electrochemical model. The model is then optimised to generate a new candidate electrode design which is then built and tested. The data from these new tests are then used to re-train the model, and the process then repeats.

considering multiple performance objectives together [178], found that multilayer designs were able to meet many design requirements simultaneously, emphasising the increased flexibility of structured electrodes.

Current and future challenges

The new design space opened up by structured electrodes (e.g. encompassing layer widths and local compositions) is so vast that searching through it using a purely experimental trial-and-error based approach quickly leads to problems of scale and result in only a few candidate electrode designs being considered, as experimental trials are both expensive and time consuming. Overcoming these issues motivates the use of mathematical models for electrode design to allow candidate electrode designs to be quickly screened and their performance quantified.

A quick and effective method to accelerate the design process of Li-ion electrodes is a critically needed feature of battery electrode manufacturing, both for slurry-cast and structured electrodes. As LIB technology matures, there is increasing pressure to optimise existing battery technology and make it more efficient. Electrode design optimisation of the future will be a hybrid process, combining electrochemical modelling, manufacturing methods, numerical optimisation, and experimental data, with each of these components interlinking and influencing each other. Delivering this process requires new advances in each of these three fields, and an inter-disciplinary approach becomes critical.

Figure 17 illustrates a design cycle for structured electrodes using this hybrid approach. The first step generates experimental data for the structured electrodes. A suitable battery model (capable of providing

useful physical information about the battery's internal behaviour whilst being simple enough for optimisation) is then created. With the model generating accurate predictions, an optimisation problem is then solved to generate a candidate design. This candidate design is then prototyped and tested, with the process then being repeated with the new data, until converging towards an optimum design.

Concluding remarks

New advances in electrode manufacturing are extending the possibilities of battery design, which is increasing the demand for new methods to efficiently optimise cell designs. Satisfying this demand has led to a shift from a purely experimental based design process to one which combines electrochemical modelling, numerical optimisation, manufacturing methods and experimental data together. By fusing these elements together, the design process becomes accelerated and refined, improving the efficiency of our existing battery technology especially when operated close to its performance limits.

Several questions remain:

- (a) What performance metric should be used to optimise battery performance for real-life applications?
- (b) What key features should be included within the model?
- (c) How should the design optimisation be solved; via multiple simulations or by direct optimisation with the model parameters as decision variables?
- (d) Can additive manufacturing methods for structured electrodes be made more scalable?
- (e) Do structured electrode designs that perform well for one active material composition translate to other chemistries?

Providing a framework to answer these questions effectively and efficiently will be key to realising the potential of novel LIB designs.

Acknowledgment

This work was supported by the Faraday Institution [Grant No. FIRG015] and RD was supported by a K Intelligence Community Research fellowship from the Royal Academy of Engineering.

14. Image-based modelling for rational design and optimisation of electrode microstructures

Adam M Boyce^{1,2}, Dan J L Brett^{1,2} and Paul R Shearing^{1,2}

¹ Electrochemical Innovation Lab, Department of Chemical Engineering, University College London, London WC1E 7JE, United Kingdom

² The Faraday Institution, Quad One, Harwell Science and Innovation Campus, Didcot, United Kingdom

Status

Modelling is a cornerstone of lithium-ion battery (LIB) research, design, and optimisation in both academic and industrial settings. It provides cheaper and faster development of new battery technologies, through access to data, which are costly or otherwise unobtainable using experimental techniques. From molecular dynamics simulations, to the cell or pack level equivalent circuit models, battery models take many forms and consider numerous length scales. Continuum physics-based models fall within this category and operate at multiple length scales: the single particle, micro-scale electrode level, and cell levels. These models are typically based on a Newman-type description [179] which is robust and computationally efficient, although they are limited in their ability to capture heterogeneity and prediction of degradation due to homogenisation of the electrochemical and transport equations. In contrast, image-based modelling, which typically combines x-ray computed tomography (CT) and multiphysics frameworks, has emerged as a powerful tool for resolving the electrode microstructure and predicting battery performance.

Image-based models provide high-fidelity insights into the complex geometry and the subsequent heterogeneity associated with the composite microstructure of LIBs [145, 180–182]. They permit the prediction of complex interactions between the constituent phases: for example, pore geometry and its distribution within an electrode holds significant influence over electrode performance due to tortuous pathways [183], which limit lithium ion diffusion; this can now be resolved through the ever-improving resolution of x-ray CT. See figure 18, for example, where gradients in state-of-lithiation and bulk electrolyte distributions are illustrated for a thick and thin electrode. Aside from electrochemical simulations, image-based models can be used to predict an array of mechanical and transport properties, and can also be used within discrete element method simulations, where the calendaring performance for a given electrode is evaluated [144].

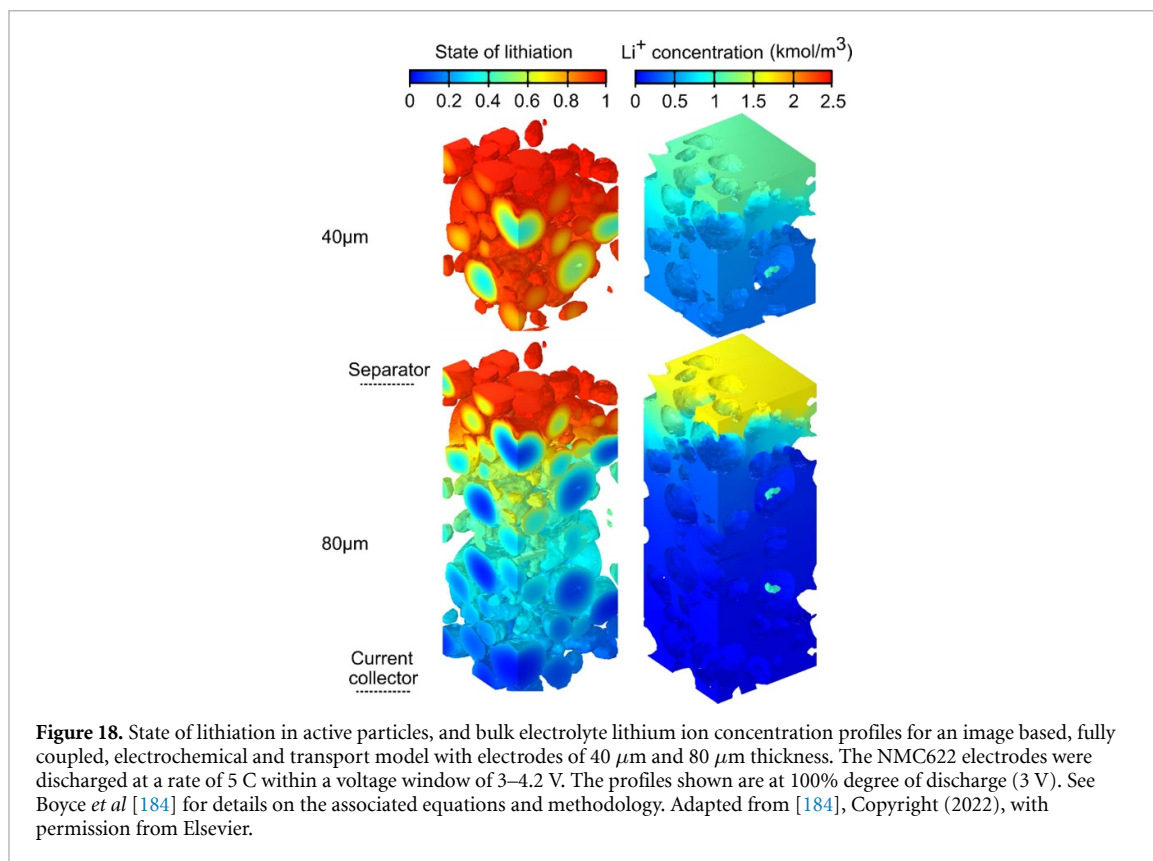
Image-based models have the potential to participate in the design of next generation electrode microstructures. Once an electrode image is acquired, it is segmented such that each phase is labelled, and this forms the basis of the model. However, techniques such as morphological operations allow rational alteration of the electrode microstructure, presenting the opportunity to expand or contract any given phase, at any given location within an electrode, while maintaining the realistic nature of the image/model [145]. This technique alone may facilitate the grading of the electrode microstructure and facilitate the rational design and optimisation of thicker, pore engineered electrodes with improved power density; a core goal of the Nextrode project.

Current and future challenges

Current image-based models place little emphasis on the wide variety of degradation mechanisms that occur in LIBs. Heterogeneity plays a significant role in degradation; localised heating or lithiation-induced cracking, for example, are known to lead to rapid deterioration of the microstructure and long-term performance of the LIB, perhaps even leading to thermal instability and runaway. Image-based models appear to be well placed given their suitability to prediction of heterogeneous mechanisms. Hence, it is necessary to consider the addition of further physical considerations such as thermal and mechanical based degradation mechanisms to the present models.

Image-based models are limited by both computational resources, and imaging technology. At present, such models resolve the particles as a homogenised agglomerate without due consideration for the underlying primary particulate or polycrystalline microstructure. If primary particles could be resolved throughout the entire electrode microstructure, then further heterogeneity could be captured in the models, for example, anisotropic diffusion coefficients, lattice parameters and Young's moduli of individual crystals may lead to improved prediction of performance and degradation. The carbon binder domain (CBD) is another example of the need for improved resolution. The nanoporous CBD has been imaged and modelled by Lu *et al* [145]. However, acquiring this data is non-trivial, therefore imaging techniques and computational resources need to be improved for this phase to be routinely considered in image-based models.

Parametrisation is a key step in the accurate use of image-based models. It becomes difficult to determine experimental parameters at the micro-scale, for example, there is limited mechanical characterisation of the



nanoporous CBD. Although some progress has been made by Grillet *et al* [185], we need to understand the full mechanical and fracture response in order to fully capture the loads on particles during the calendaring process, the role of the support it plays during lithiation induced swelling, or to model binder detachment from particles. In addition, image-based models are yet to be rigorously validated by experiment; it remains difficult to compare state-of-lithiation distributions, surface overpotentials, or bulk electrolyte concentrations throughout the electrode and its constituent components.

These issues are pertinent when we intend to use image-based models for the design and optimisation of electrode microstructures, particularly in the case of thicker and pore engineered electrodes. We need to improve the predictive capabilities of these models in order to understand how an optimised electrode degrades which allows us to use such structures in a realistic LIB.

Advances in science and technology to meet challenges

If we are to accelerate the development of these models, capture more complex degradation processes, and achieve greater resolution of performance-related mechanisms, then improvements in computational performance are required. This may be achieved via hardware advances, and perhaps, via enhanced computational methods for solving the underlying theoretical frameworks. The ever-expanding area of ML may play a role here [186].

Simultaneously, improving imaging techniques while also coordinating with other experimental methods is required. For example, using imaging techniques from synchrotron beamlines will allow temporal resolution of the crack development in an electrode microstructure. Utilisation of advanced characterisation techniques such as, x-ray diffraction [187], and x-ray absorption near-edge structure (XANES) analysis [188], amongst others, may be used to assist in validating the state-of-lithiation predictions in image-based models for example.

While it is necessary and advantageous to improve the model resolution for each constituent microstructural component within an image-based model, it is still necessary for communication between cell and particle level simulations. For instance, a microstructure may be tailored to suit different locations within an electrode, and thus, results of an image-based model can act as inputs to the cell level model. Otherwise, degradation mechanisms (such as particle cracking) might be explored in detail within a single particle model and then implemented directly or on a homogenised basis in a micro-scale image-based model. In essence, improved linking of the length scales is required if significant advances in predictive understanding and design are to be achieved.

Concluding remarks

Image-based models facilitate fundamental insights into battery performance and permit new ways to design and optimise a LIB electrode. They provide a wealth of knowledge on the local heterogeneities that occur within a LIB, which in turn allows us to carry out pore engineering of thick electrodes in a more efficient manner. With further improvements in imaging and computational technologies, this method of modelling has remarkable potential, where the rational design of LIB electrodes is concerned. Significant opportunities exist to expand its scope to consider degradation mechanisms, which is a crucial factor when considering the lifetime of a LIB, and even more crucial where new, thicker electrodes are being considered.

Acknowledgments

This work was supported by the Faraday Institution [Grant Nos. FIRG015 and EP/S003053/1]. P R S would like to acknowledge the Royal Academy of Engineering [CiET1718\59] for financial support.

15. The application of machine learning methods for improved battery manufacturing

Mona Faraji-Niri^{1,2} and James Marco^{1,2}

¹ Warwick Manufacturing Group (WMG), University of Warwick, Coventry CV4 7AL, United Kingdom

² The Faraday Institution, Quad One, Harwell Science and Innovation Campus, Didcot, United Kingdom

Status

With the increasing demand for lithium-ion batteries (LIBs) to underpin decarbonisation of the transport and energy sectors [189], it is critical to expand LIB manufacturing capacity and efficiency while concurrently reducing production costs and environmental impact [190]. LIB manufacturing cost and CO₂ emissions correlate strongly with the ‘quality’ of products and the predictability at the different production stages and handling the material waste, the employed energy, and the accumulation of failed cells [13, 191]. Recent studies indicate that up to 40% of produced LIB cells could be either defective or in need of adjustments after production [192]. LIB production consists of various continuous and discrete process stages with different chemical, physical, electrochemical and thermal characteristics; an optimised ‘material-to-cell’ production process is therefore not realisable without handling the numerous process interdependencies, control parameters and uncertainties being well understood and ideally quantified.

Artificial intelligence (AI) and its high-yielding subset ML offer powerful tools to address the complex and interconnected processes associated with LIB manufacturing [193]. Conventional LIB manufacturing data generation, analysis and control methods are historically based on a deep qualitative understanding, where considerable time and effort is required to commission and efficiently run the production process. AI and ML has the potential to enable researchers to conduct systematic analysis and *in-situ* evaluation, contributing significant benefits:

- Efficiently handle large amount of data.
The volume of data from large volume LIB manufacturing is growing exponentially. For example, BASF generates approximately 100 million data points per day during battery testing. AI and ML methods help to efficiently curate this data, thereby underpinning new insights into production capability, quality, and LIB performance. They help in the extraction and interpretation of information that might remain hidden with traditional data processing techniques.
- Creation of predictive models, virtual quality gates and digital twins [192–194].
AI and specially ML algorithms when practiced on representative and rich datasets, enable the creation of models to predict LIB cell characteristics and the properties of associated intermediate products (e.g. electrode thickness, porosity etc). The models can be employed to augment experimental analyses and reduce production set-up time. The models allow both researchers and manufacturer in research and development phase, to predict LIB performance directly from production parameters and conversely, to define a production process to meet a particular LIB specification.

Current and future challenges

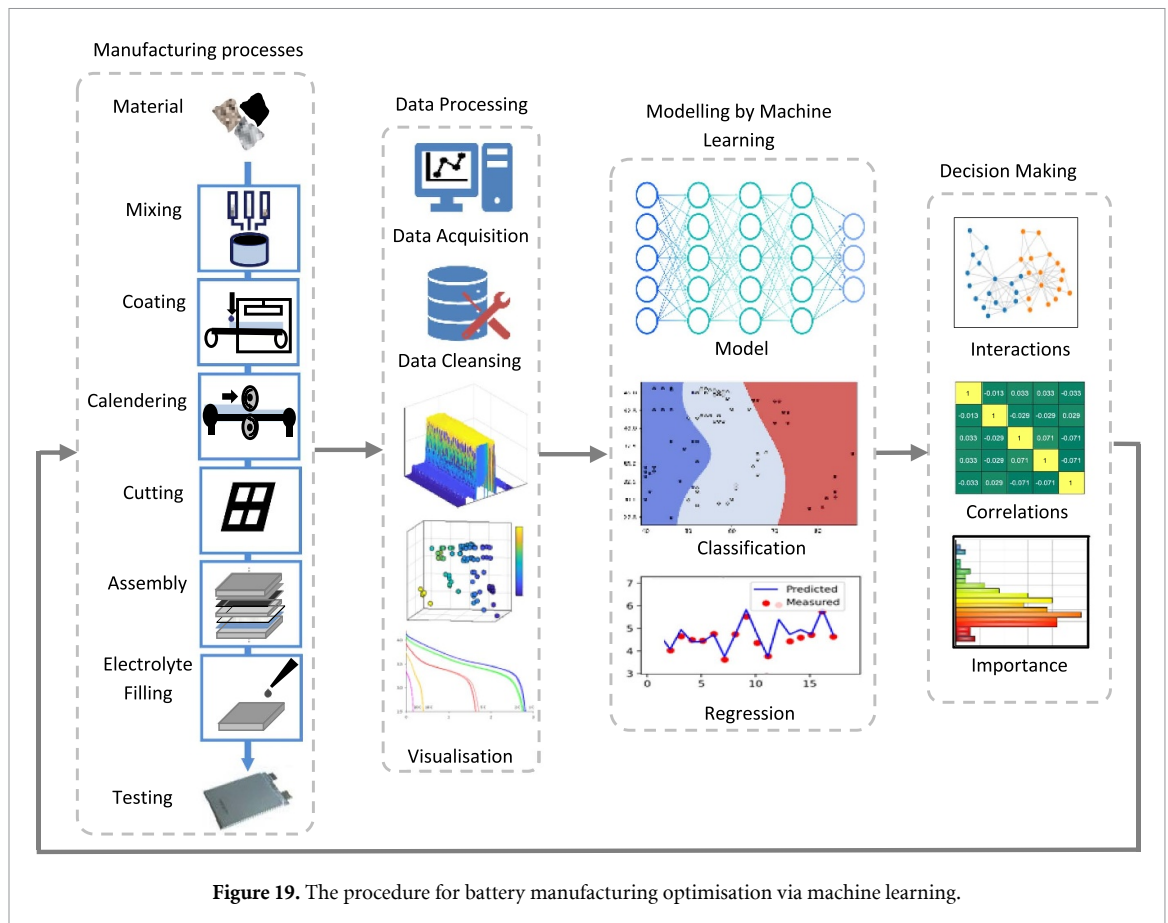
Improvement of LIB production processes via ML techniques requires a closed-loop framework, figure 19. However, several challenges exist that must be addressed for this to be realised.

Data acquisition and preparation

The reliability of ML models depends significantly on the underpinning data employed in model training. AI and ML techniques aimed at *in-situ* control of manufacturing processes face different challenges compared to those typically used for system/product design during research and development. The former is subject to the large volume of data with similar responses, high volumes of outliers, noise, missing values, and difficulty in facilitating a real-time implementation [195]. The latter faces challenges regarding the variability in the data. A data set suitable for ML modelling should be spread over the full range of the response variables and has sufficient breakpoints to capture the process dynamicity. Therefore, methods for sample preparation and reproducibility investigations are at high levels of importance [196, 197].

Model-based decision making and prediction

Decision making algorithms are focused on categorizing the intermediate products obtained during the manufacturing stages as well as the final LIBs. Conversely, regression models are aimed at predicting the product characteristics given the control variables. Examples of such models can be found in NEXTRODE [198, 199] and ARTISTIC [194, 200] project records. As the performance of models is unique to the data set used during training, model selection is a challenging task. Furthermore, the model’s performance is highly affected by its hyperparameters, and its systematic optimisation is crucial. The other challenge is the



unbiased validation of the models for generalisable results. Validation by traditional train-validation-test split is known to add unrealistic optimism for predictably and causes models to underperform for new, albeit similar data [201].

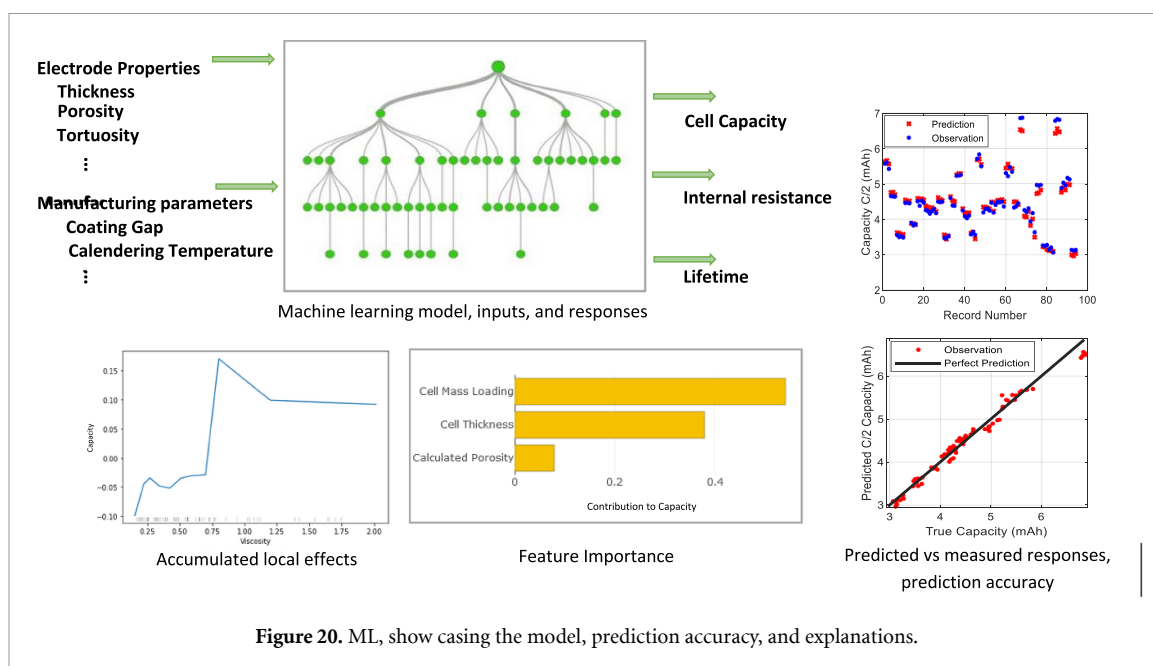
Explainability of models

While the concepts of training and validation of ML models has been well understood and transferred to the LIB manufacturing context, the explanation and interpretation of models have only recently been explored when the reliability and transparency of ML models became critical in practice [202]. In fact, single metrics such as prediction accuracy are not enough to describe the predictability of highly interconnected LIB manufacturing processes. The explainability of ML models is the capability of providing insights into the model's behaviour, ensuring that the decisions are matched with the expectations. The explainable ML models should be able to answer 'Why' questions and ultimately help to build confidence within the manufacturing community.

Advances in science and technology to meet challenges

Recent advances have contributed to the improvement of the design and implementation of ML models for battery manufacturing processes. The challenge of data quantity and quality in building models can be addressed via data-mining-assisted design of experiments (DoEs) [203], section 15. The role of ML when equipped with DoEs is considerable when exploring the new materials. Unlike the traditional experimental procedures that change one control variable at a time, ML techniques can handle multiple variables that are changing at the same time [198]. In fact, they help to identify important control variables and refine the range/breakpoint of the key factors for more elaborated experiments.

Optimising an ML model is another challenge to overcome. While grid search optimisation is the first solution, a systematic method of model selection and optimisation is achievable via cost functions as addressed in online modelling tools such as [204]. This approach, although computationally demanding, guarantees generalisability of models. Beside model optimisation, validation methodology affects the model's ability for prediction/decision making. Compared with the train-test-split method, the single or double cross validation is a more reliable solution. In this approach, the data are separated into k non-overlapping groups, and while $k-1$ groups are used for training, one group is left for validation. Repeating the task for k times by



shuffling the data ensures that each data point has been used for both validation and test at least once and evaluates the model's performance for the whole data range. The approach is particularly appropriate for small datasets and maximises the information taken out of the data [205].

Even the most accurate ML models are deemed to be 'black boxes' and could be difficult to interpret. To clarify the impact of control factors on the LIB characteristics, explainable ML frameworks are one feasible solution [206]. Feature importance and ranking is an example that distinguishes the most influential factors and quantifies the strength of the interconnections between predictors and responses. Accumulated local effects and Shapley values [206] are among those items that help to increase model transparency. Both cases, quantify the contribution of the control variables in predicting the response variables and answer the question of how the response would change if one, or more of the variables are changing within a range. An example decision tree model and its prediction accuracy is shown in figure 20. Further information about the results can be reviewed in [198, 203].

Concluding remarks

AI and ML have started to show promising contributions for improving and optimising the LIB manufacturing processes. ML methods help to navigate through various options within the chemical, electrical, material, and operational spaces and reduce the number of experiments for building models that can accurately represent the manufacturing chain. They also offer model-based solutions for predicting the product characteristics at every and especially the early stages of manufacturing and suggest quality assessments where experimental tests may be technically unfeasible or uneconomical to run. They create new opportunities regarding the large amounts of data available through volume manufacturing, interpret the analysis and feedback them for corrective decisions.

Although the subject has been addressed within academic reports, the implementation of methods for volume manufacturing is still a challenge. It is necessary to up-scale methods validated within a laboratory to a volume scale production environment. In fact, to gain the trust of manufacturers and replace the traditional methods with the ML techniques further investigations are required. Increasing the robustness of models to the noise and uncertainties, and generalisation of methods from one specific process or formulation to another are the most urgent items to be addressed.

Acknowledgments

This work was supported by the Faraday Institution [Grant No. FIRG015].

16. The role of design of experiments (DoE) methods for optimised battery manufacturing

Luis A Roman-Ramirez^{1,2,3} and James Marco^{1,2}

¹ Warwick Manufacturing Group (WMG), University of Warwick, Coventry CV4 7AL, United Kingdom

² London South Bank University, 103 Borough Road, London SE1 0AA, United Kingdom

³ The Faraday Institution, Quad One, Harwell Science and Innovation Campus, Didcot, United Kingdom

Status

More than 80 years have passed since the pioneering work of Ronald A Fisher on the statistical DoEs [207]. DoE was created as a methodology (figure 21) to determine based on statistical principles and minimum experimental effort, the relationship between the independent variables (or factors) and the dependent variables (responses). The first application of DoE was in the field of agriculture, where the concepts of randomisation, replication, factorial design, blocking and the analysis of variance were introduced. The methodology later spread to other industries, most notably to the chemical and the pharmaceutical industries. In the former it has been mainly applied for process optimisation, whereas in the latter it has become a tool in the quality by design concept (QbD) [208].

In DoE, experimental efficiency is maximised by studying all factors simultaneously according to the design matrix (the set of experiments) defined by the chosen experimental design. Although there are different types of experimental designs, these can be classified in three general categories: screening designs (to distinguish important from non-important factors), characterisation designs (to determine the effect of factor interactions and to establish the design space), and optimisation designs (to determine factor settings that optimise the response). Classical designs include the factorial, the fractional factorial, the Central Composite and the Box–Behenken [209].

In DoE, polynomials normally up to the quadratic term are used to represent mathematically the relationship between the factors and the responses. The values of the polynomial coefficients and the statistical significance of the polynomial terms are obtained by multiple linear regression (MLR) and the analysis of variance (ANOVA). From the model, the design space is established which allows for a visual determination of the region of applicability of the model, its accuracy and the identification of the optimum region of operability.

Although the contribution of DoE to several industries has already been demonstrated [210, 211], there is still no widespread dissemination of its use in the LIBs field [211]. A few examples of DoE applied to LIBs include the study of cycling and calendar ageing as a function of temperature, state of charge and discharge current [212]; discharge capacity as a function of porosity and cathode/anode mass loading ratio [213]; optimisation of active material synthesis conditions [214]; design of LIBs' safety features [215]; development of charging algorithms [216], and model parameterisation for battery management systems [217]. Nevertheless, reports on the application of DoE to aspects of the LIBs' manufacturing processes are scarce [203].

Current and future challenges

While the basic theory around DoE is well established [209], DoE is still an active area of research and new developments are reported in specialised statistical journals. Nevertheless, most of the challenges around the application of DoE to the manufacturing of LIBs, and to the LIB field in general, are related to a lack of awareness of the methodology or of its principles by a wider community, resulting in a barrier to its regular application. Additionally, some of the mathematics involved in DoE can be complicated, especially for users with no statistical and programming background. This aspect is particularly true for modern experimental designs known as *optimum designs*, where optimisation algorithms are required to define the design matrix. An example of the implementation of optimum designs is presented by Mathieu *et al* [212] in their study of battery ageing for model calibration.

In the particular case of LIBs manufacturing, it is possible to mention the following challenges in terms of experimental design: *Formulation*: The role of the formulation takes centre stage since many of the slurry properties, coating conditions and final electrochemical performance are dictated by the nature and concentration of the compounds. A special type of experimental design, the mixture design, is required in this case as demonstrated by Rynne *et al* [218]. However, to date, there are no studies on LIBs addressing the formulation problem coupled with the simultaneous study of operating parameters. Such studies could reveal, for instance, the settings of the mixing operating parameters needed to obtain a slurry with desired rheological properties depending on the formulation used; or to determine the optimum coating and drying parameters as a function of slurry formulation that maximise cell electrochemical performance.

Hard-to-change (HTC) factors: These are factors whose settings are not easy to vary during the

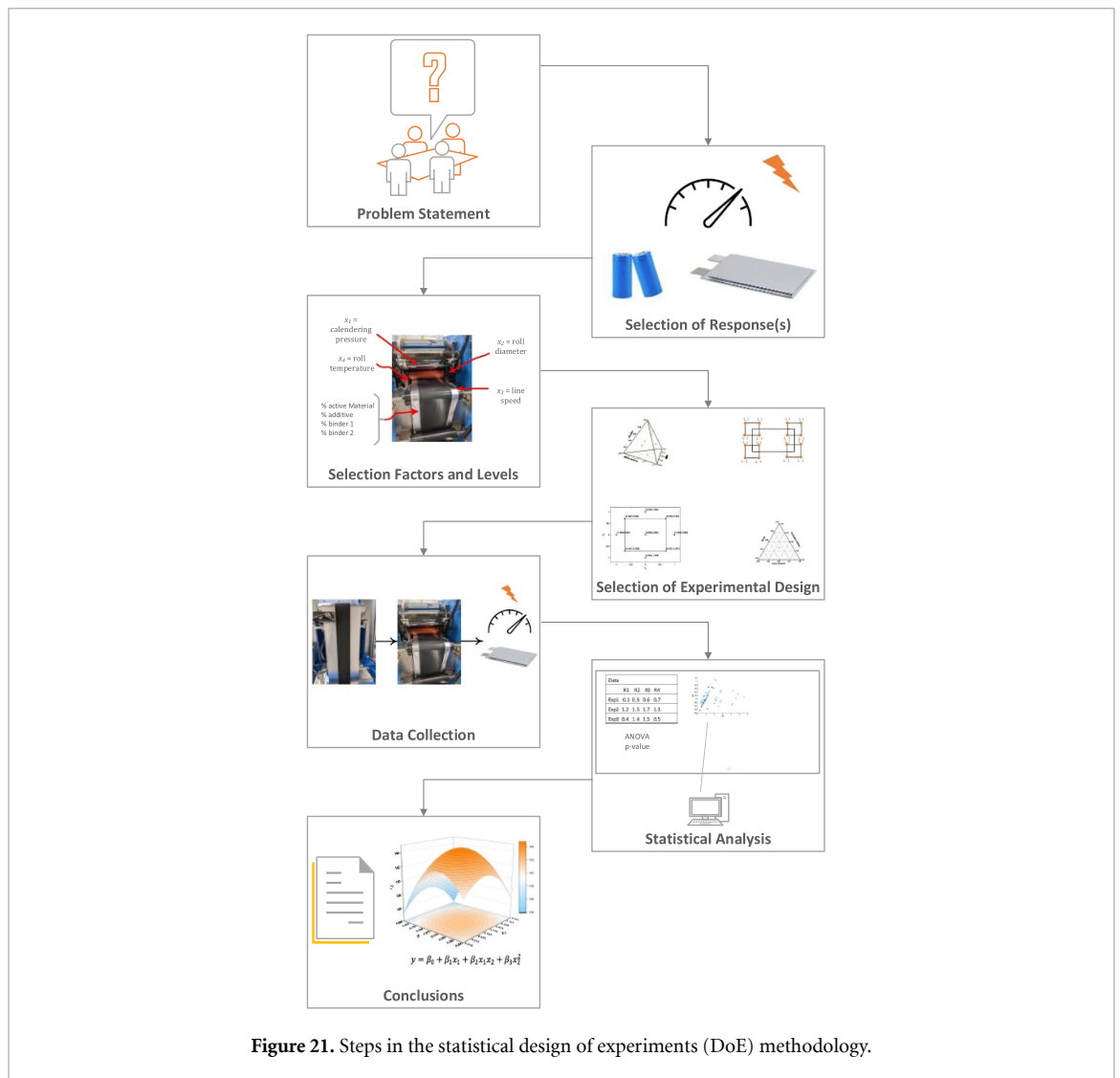


Figure 21. Steps in the statistical design of experiments (DoE) methodology.

experimentation, e.g. temperature. In a formulation study, if large batches of slurry need to be prepared, changing the formulation between experiments would be extremely time consuming, costly and unpractical. In this case, the formulations can be considered HTC factors. *Blocking*: A technique used to minimise the variability associated to known and controllable nuisance factors, it is also likely to be required in a volume manufacturing experimental design. Common nuisance factors are the different operators and the batches of the raw materials. Furthermore, different *types of variables* (continuous, discrete, categoric: nominal, dichotomous or ordinal) will likely be involved in the study of manufacturing conditions. All of these considerations add layers of complexity to the definition of the design matrix and to the statistical analysis of the collected data.

Advances in science and technology to meet challenges

The DoE methodology could be applied to almost any stage of the manufacturing process chain. It can be applied to the already existing processes and technologies, or it could be used in the development of emerging ones such as those of thin-film solid-state batteries [219] or sodium-ion batteries [220]. Regardless of the Manufacturing Readiness Level (MRL) of the battery technologies, the ultimate goal of the application of DoE to the LIBs manufacturing is to understand the process-structure-performance relationship to make a commercially viable process as the technology transitions from the laboratory scale to the industrial manufacturing scale. Following the QbD concept, DoE can be applied to first identify the critical material attributes (e.g. slurry density, weight fraction, electrode porosity), and the critical process parameters (e.g. coating speed, drying temperature, calendaring pressure), of the different sub-processes in the LIB manufacturing, to then establish the design space and optimum regions of operation.

While advances in DoE theory must come from the field of statistics where new designs or forms of statistical analysis are proposed, it is the role of DoE practitioners to act as a bridge between the theory and

its application to the field of LIB manufacturing. Perhaps the major advance in the application of DoE towards this end has been the development of specialised DoE commercial software. This has allowed users, irrespective of their mathematical background, to create advanced experimental designs and to perform the statistical analysis in a straightforward manner.

Concluding remarks

The DoE method is increasing in importance in several aspects of the LIBs field. Its application to the study of the manufacturing process and sub-processes is, however, still rare. Nevertheless, DoE is a powerful statistical tool for high experimental efficiency that guarantees that the models and the conclusions obtained are objective and supported statistically. While classical designs can be implemented relatively simple, optimal designs require the use of computer algorithms for their implementation. The current existing gap between the DoE theory and its application is being shortened by specialised software. Still, a proper understanding of the method and its principles is needed to guarantee its correct application to the study of the LIBs manufacturing process.

Acknowledgments

This work was supported by the Faraday Institution [Grant No. FIRG015].

17. An industrialisation perspective from UKBIC—towards sustainable manufacturing of lithium-ion battery cells

Charlotte Harper, Paul Blackmore, Tim Shelley and Ahmad Mohsseni

UK Battery Industrialisation Centre, Rowley Road, Baginton, Coventry, United Kingdom

Status

As the effects of climate change impact our environments, economies, and social balance, the need for sustainable energy sources is key to achieving net zero emissions [221]. The demand for batteries across the globe has risen dramatically through enabling technology developments and consumer behaviour, from mobile phones, laptops, to electrification of transportation. Evolution and scale-up of battery manufacturing processes are required to industrialise this transition further. Current manufacturing techniques have not fundamentally changed since they were developed in Japan during the 1980s and adopted later in Korea and China. Planetary mixing machines produce electrode slurries which are subsequently coated onto foil current collectors. Roll-to-roll drying machines evaporate the solvents producing a 'parent' roll of electrode which is then calendared between large steel rolls to densify the coatings. Slitting machines divide the 'parent' roll into 'daughter' rolls for subsequent conversion into battery cells.

The three cornerstones of sustainable development; environmental protection, economic growth, and social inclusion (figure 22) must be respected with equal importance. Current industry focus is on achieving an economic target of $\$50 \text{ kWh}^{-1}$ [222], but this cannot be accomplished at the expense of failing to meet or even set environmental and social targets.

Figure 22 shows the direction of travel required for the battery industry, with respect to each of the three cornerstones, from the current situation to the realisation of sustainable manufacturing practices. Alongside the economic target of $\$50 \text{ kWh}^{-1}$ [222], the environmental impact¹⁴ of producing batteries must be aligned to Net Zero targets before 2050 [223], and social inclusion parameters must improve. It is not straightforward to assign one key indicator to social inclusion; responsible sourcing of battery materials, removal of hazardous materials, and providing new employment opportunities should be the norm.

To achieve sustainable cell manufacturing, newer, more efficient process methods must be developed by both continuous improvement and disruptive innovation. The former is important to remain competitive, through yield optimisation and energy efficiency to reduce cost and kgCO_2e , but sustainability can only be achieved by parallel development of innovative and disruptive technology.

Current and future challenges

UKBIC is an industrialisation facility which is well positioned to understand current and future manufacturing challenges, as it sits between research centred laboratories and high-volume production. In an industrialisation facility the products and processes are in development, meaning both energy use and waste are higher than for a stable full-scale facility producing a fixed product, emphasising the need for efficient industrialisation.


Production yield

Waste can occur at all manufacturing stages but to minimise material, component and assembly scrap, faults should be detected as early as possible. Traditionally, electrode defects are detected in the latter stages of cell assembly, where optical and other sensors identify defects before assembly into the final cell. Although relatively effective at identifying and removing faulty electrodes, often other components are disposed of at the same time. Defect identification equipment can be installed at electrode coating for earlier detection. However, electrodes are often coated with intentional gaps to enable tabs to be welded to the foil, requiring the detection system to understand the difference between intended and unintended coating gaps and flaws. Faults must be continuously characterised and fed back into the system to create robustness, but large trials and huge amounts of data are needed.

Energy consumption

The largest energy users within manufacturing are electrode solvent drying, dry rooms for assembly, and formation. In electrode manufacturing, n-methyl-pyrrolidone (NMP) is an essential solvent in cathode slurries, and water for anode. Each electrode must spend at least a minute in a dryer to evaporate these

¹⁴ The whole value chain must achieve net zero for global greenhouse gas emissions targets to be met, and each stage within the chain has its own part to play as part of the overall picture. However, for the purposes of this paper, the focus is on the part of the value chain where UKBIC has most influence: manufacturing techniques.



solvents. To achieve an industry target of 100 m min^{-1} coating speed, a 100 m long dryer is required, which consumes a large amount of energy and factory footprint to evaporate, collect, recycle, and reuse costly and hazardous solvent [69]. Once dried, moisture absorption must be avoided by maintaining less than 1% relative humidity in dry rooms for cell assembly which is another huge energy consumer.

The formation process electrochemically forms the cell which is energy intensive and time consuming [69]. Accelerated ageing tests at aggressive cycle rates can only second-guess the true performance in real world conditions, so optimisation of the formation protocol is difficult.

Significant amounts of real user cycling data over the long-term is necessary to prove out new protocols. This long-term cycle data is only recently becoming available due to the relative infancy of batteries used in products with 10 year duty-cycles, such as vehicles.

Advances in science and technology to meet challenges

Any technology that is developed towards the goal of sustainable manufacturing should as a minimum have no adverse economic, environmental, or social impact. But to be industry leading and truly innovative, solutions should overcome multiple challenges at once.

For electrode production, efforts are underway to replace NMP with more environmentally friendly and safer alternatives. Solvent-free coating removes the solvent entirely and overcomes several sustainability challenges at once. The removal of solvents mitigates the environmental and safety implications of NMP as well as the high energy use for evaporation and collection. The space requirements for long dryers are also mitigated, liberating factory footprint.

In cell assembly (and electrode production where the material requires dry conditions), the large energy-use for dry environments can be reduced through use of micro-environments. Micro-environments envelope the processing equipment, meaning that the smallest space possible is kept at the required dryness, reducing the energy demand. However, micro-environments are less accessible to interaction by operators, so increased digitalisation and automation is required.

Higher capacity equipment reduces the kWh of energy required to produce kWh of cells, assuming the energy demand of the equipment does not increase at the same rate as material throughput. For example, a faster throughput through a smaller dry room will have a beneficial impact on environmental and economic sustainability.

To advance formation protocols, detailed manufacturing traceability from cell materials through each stage of the process is vital. When coupled and compared with real-world performance data from electric vehicle telemetry data, this provides a lucrative source of information from which to innovate and unlock sustainability benefits. As cell manufacturing scales, the use of regenerative formation channels, where discharging cell energy can be used to charge new cells, becomes efficient, as does the use of renewable energy sources such as solar and wind, stored in banks of cycling cells from the factory.

In the near-term, as digital technologies develop and rich data sets from supply chains and manufacturing are collected, integrated, and analysed it will aid the creation of advanced cell digital models [224]. This will enable faster feedback on how changes in all aspects of production impact performance, further advancing the ability to innovate. This will also facilitate the increased application of Industry 4.0 principles.

Concluding remarks

Batteries are a critical contributor to achieving global decarbonisation targets, but current production methods inherited from 1980s are unsustainable for the future as demand grows. The challenges need to be addressed in two ways; incremental improvements to drive process efficiency together with transformational innovation to achieve large gains towards sustainable cell manufacturing.









Building a body of knowledge of the intimate structures of electrodes, learning how this is affected by industrialisation will contribute to the mastering of new ways to manufacture electrodes in a cleaner, more productive and energy efficient way, and realise the three cornerstones of sustainable development.

UKBIC has most direct influence and knowledge of cell manufacturing, but this is only part of the bigger picture. Further advancement towards sustainability can and should be made over the whole life cycle of the battery, for example through new materials innovation, innovative module and pack designs facilitating easier strip-down for module replacement, repurposing and recycling, and elongating the useful life of each battery to retain most economic, environmental, and social value. The whole industry needs systems-thinkers working together across the entire value chain from raw material extraction through to end-of-life recycling to ensure batteries are truly a sustainable solution.

Data availability statement

No new data were created or analysed in this study.

ORCID iDs

Kunal Pardikar  <https://orcid.org/0000-0001-5720-6518>
Serena A Cussen  <https://orcid.org/0000-0002-9303-4220>
Emma Kendrick  <https://orcid.org/0000-0002-4219-964X>
Peter R Slater  <https://orcid.org/0000-0002-6280-7673>
Guillaume Matthews  <https://orcid.org/0000-0002-6352-8596>
Eloise C Tredenick  <https://orcid.org/0000-0001-9105-2858>
Chuan Cheng  <https://orcid.org/0000-0003-1271-2315>
Adam M Boyce  <https://orcid.org/0000-0002-8164-1808>
Denis J Cumming  <https://orcid.org/0000-0003-1923-2250>

References

- [1] Li W, Erickson E M and Manthiram A 2020 High-nickel layered oxide cathodes for lithium-based automotive batteries *Nat. Energy* **5** 26–34
- [2] Cheng X, Liu M, Yin J, Ma C, Dai Y, Wang D, Mi S, Qiang W, Huang B and Chen Y 2020 Regulating surface and grain-boundary structures of Ni-rich layered cathodes for ultrahigh cycle stability *Small* **16** 1–8
- [3] Sun Y-K, Myung S-T, Kim M-H, Prakash J and Amine K 2005 Synthesis and characterization of $\text{Li}[(\text{Ni}_{0.8}\text{Co}_{0.1}\text{Mn}_{0.1})_{0.8}(\text{Ni}_{0.5}\text{Mn}_{0.5})_{0.2}]\text{O}_2$ with the microscale core-shell structure as the positive electrode material for lithium batteries *J. Am. Chem. Soc.* **127** 13411–8
- [4] Sun Y-K, Chen Z, Noh H-J, Lee D-J, Jung H-G, Ren Y, Wang S, Yoon C S, Myung S-T and Amine K 2012 Nanostructured high-energy cathode materials for advanced lithium batteries *Nat. Mater.* **11** 942–7
- [5] Dong H and Koenig G M 2020 A review on synthesis and engineering of crystal precursors produced via coprecipitation for multicomponent lithium-ion battery cathode materials *CrystEngComm* **22** 1514–30
- [6] Lu X et al 2021 Multi-length scale microstructural design of lithium-ion battery electrodes for improved discharge rate performance *Energy Environ. Sci.* **14** 5929–46
- [7] Bockholt H, Haselrieder W and Kwade A 2016 Intensive powder mixing for dry dispersing of carbon black and its relevance for lithium-ion battery cathodes *Powder Technol.* **297** 266–74
- [8] Jiang F and Peng P 2016 Elucidating the performance limitations of lithium-ion batteries due to species and charge transport through five characteristic parameters *Sci. Rep.* **6** 1–18
- [9] Kim U H, Lee E J, Yoon C S, Myung S T and Sun Y K 2016 Compositionally graded cathode material with long-term cycling stability for electric vehicles application *Adv. Energy Mater.* **6** 1601417
- [10] Sun H H, Ryu H-H, Kim U-H, Weeks J A, Heller A, Sun Y-K and Mullins C B 2020 Beyond doping and coating: prospective strategies for stable high-capacity layered Ni-rich cathodes *ACS Energy Lett.* **5** 1136–46
- [11] Bläubaum L, Röder F, Nowak C, Chan H S, Kwade A and Krewer U 2020 Impact of particle size distribution on performance of lithium-ion batteries *ChemElectroChem* **7** 4755–66
- [12] Lin F, Nordlund D, Li Y, Quan M K, Cheng L, Weng T-C, Liu Y, Xin H L and Doeff M M 2016 Metal segregation in hierarchically structured cathode materials for high-energy lithium batteries *Nat. Energy* **1** 15004
- [13] Kwade A, Haselrieder W, Leithoff R, Modlinger A, Dietrich F and Droeder K 2018 Current status and challenges for automotive battery production technologies *Nat. Energy* **3** 290–300
- [14] Ko D S, Park J-H, Park S, Ham Y N, Ahn S J, Park J-H, Han H N, Lee E, Jeon W S and Jung C 2019 Microstructural visualization of compositional changes induced by transition metal dissolution in Ni-rich layered cathode materials by high-resolution particle analysis *Nano Energy* **56** 434–42
- [15] Dreizler A M, Bohn N, Geßwein H, Müller M, Binder J R, Wagner N and Friedrich K A 2018 Investigation of the influence of nanostructured $\text{LiNi}_{0.33}\text{Co}_{0.33}\text{Mn}_{0.33}\text{O}_2$ lithium-ion battery electrodes on performance and aging *J. Electrochem. Soc.* **165** A273–82

- [16] Weigel T, Schipper F, Erickson E M, Susai F A, Markovsky B and Aurbach D 2019 Structural and electrochemical aspects of $\text{LiNi}_{0.8}\text{Co}_{0.1}\text{Mn}_{0.1}\text{O}_2$ cathode materials doped by various cations *ACS Energy Lett.* **4** 508–16
- [17] Kim U, Park G-T, Son B-K, Nam G W, Liu J, Kuo L-Y, Kaghazchi P, Yoon C S and Sun Y-K 2020 Heuristic solution for achieving long-term cycle stability for Ni-rich layered cathodes at full depth of discharge *Nat. Energy* **5** 860–9
- [18] Park K J, Jung H G, Kuo L Y, Kaghazchi P, Yoon C S and Sun Y K 2018 Improved cycling stability of $\text{Li}[\text{Ni}_{0.90}\text{Co}_{0.05}\text{Mn}_{0.05}]\text{O}_2$ through microstructure modification by boron doping for Li-ion batteries *Adv. Energy Mater.* **8** 1801202
- [19] Barai P, Feng Z, Kondo H and Srinivasan V 2019 Multiscale computational model for particle size evolution during coprecipitation of Li-ion battery cathode precursors *J. Phys. Chem. B* **123** 3291–303
- [20] Qian G et al 2020 Single-crystal nickel-rich layered-oxide battery cathode materials: synthesis, electrochemistry, and intra-granular fracture *Energy Storage Mater.* **27** 140–9
- [21] Berckmans G, Messagie M, Smekens J, Omar N and Vanhaverbeke L 2017 *Energies* **10** 1314
- [22] Leifer N, Penki T, Nanda R, Grinblat J, Luski S, Aurbach D and Goobes G 2020 *Phys. Chem. Chem. Phys.* **22** 9098–109
- [23] Kurzhals P, Riewald F, Bianchini M, Sommer H, Gasteiger H A and Janek J 2021 *J. Electrochem. Soc.* **168** 110518
- [24] Ren D, Shen Y, Yang Y, Shen L, Levin B D A, Yu Y, Muller D A and Abruña H D 2017 *ACS Appl. Mater. Interfaces* **9** 35811–9
- [25] Booth S G et al 2021 *APL Mater.* **9** 109201
- [26] Märker K, Reeves P J, Xu C, Griffith K J and Grey C P 2019 *Chem. Mater.* **31** 2545–54
- [27] Li J, Downie L E, Ma L, Qiu W and Dahn J R 2015 *J. Electrochem. Soc.* **162** A1401
- [28] Xu C et al 2020 *Ind. Eng. Chem. Res.* **59** 22549–58
- [29] Riewald F, Kurzhals P, Bianchini M, Sommer H, Janek J and Gasteiger H A 2022 *J. Electrochem. Soc.* **169** 020529
- [30] Wang F and Bai J 2022 *Batter. Supercaps* **5** e202100174
- [31] Dong H, Wang A, Smart G, Johnson D and Koenig G M Jr 2018 *Colloids Surf. A* **558** 8–15
- [32] Kraysberg A and Ein-Eli Y 2016 Conveying advanced lithium ion battery materials into practice: the impact of electrode slurry preparation skills *Adv. Energy Mater.* **6** 1600655
- [33] Yukita Y, Fujiwara N, Noda Y and Kojima K 1998 Lithium ion secondary battery *US Patent 5,705,292*
- [34] Schmitt M, Baunach M, Wengeler L, Peters K, Junges P, Scharfer P and Schabel W 2013 Slot-die processing of lithium ion battery electrodes—coating window characterisation *Chem. Eng. Proc.* **68** 32–37
- [35] Schünemann J-H, Dreger H, Bockholt H and Kwade A 2016 Smart electrode processing for battery cost reduction *ECS Trans.* **73** 153–9
- [36] Keil A, Thompson C, Hedtke J, Haasl A L and Maki E Web coating and calendaring system and method *US Patent Application US2019/0081317*
- [37] Ramadesigan V, Methekar R N, Latinwo F, Braatz R D and Subramanian V R 2010 Optimal porosity distribution for minimized ohmic drop across a porous electrode *J. Electrochem. Soc.* **157** A1328–34
- [38] Usseffio-Viretta F L E, Mai W, Colclasure A M, Doeff M, Yi E and Smith K 2020 Enabling fast charging of lithium ion batteries through secondary/dual pore network: part I. Analytical diffusion model *Electrochim. Acta* **342** 136034
- [39] Wood D L III, Wood M, Li J, Du Z, Ruther R E, Hays K A, Muralidharan N, Geng L, Mao C and Belharouak I 2020 Perspectives on the relationship between materials chemistry and roll-to-roll electrode manufacturing for high energy lithium ion batteries *Energy Storage Mater.* **29** 254–65
- [40] Sahore R, Wood M, Kukay A, Du Z, Livingston K M, Wood D L and Li J 2022 Performance of different water based binder formulations for nickel rich cathodes evaluated in NMC-811/graphite pouch cells *J. Electrochem. Soc.* **169** 040567
- [41] Mohanty D et al 2016 Modifications of nickel rich NMC and NCA cathodes by ALD: preventing surface phase transitions for high voltage lithium ion batteries *Sci. Rep.* **6** 26532
- [42] Dreger H, Bockholt H, Haselrieder W and Kwade A 2015 Discontinuous and continuous processing of low solvent battery slurries for NMC electrodes *J. Electron. Mater.* **44** 4434
- [43] Kremer L S, Hoffmann A, Danner T, Hein S, Prifling B, Westhoff D, Dreer C, Latz A, Schmidt V and Wohlfahrt-Mehrens M 2020 Manufacturing process for improved ultra-thick cathodes in high energy lithium ion batteries *Energy Technol.* **8** 1900167
- [44] Jaiser S, Funk L, Baunach M, Scharfer P and Schabel W 2017 Experimental investigation into battery electrode surfaces: the distribution of liquid at the surface and the emptying of pores during drying *J. Colloid Interface Sci.* **494** 22–31
- [45] Baesch S, Price K, Scharfer P, Francis L and Schabel W 2018 Influence of the drying conditions on the particle distribution in particle filled polymer films: experimental validation of predictive drying regime maps *Chem. Eng. Proc.* **123** 138–47
- [46] Bockholt H, Indrikova M, Netz A, Golks F and Kwade A 2016 The interaction of consecutive process steps in the manufacturing of lithium ion battery electrodes with regard to structural and electrochemical properties *J. Power Sources* **325** 140–51
- [47] Wang M, Dang D, Meyer A, Arsenault R and Cheng Y-T 2020 Effects of the mixing sequence on making lithium ion battery electrodes *J. Electrochem. Soc.* **167** 100518
- [48] Hahn R, Ferch M, Tribowski K, Kyeremateng N A, Hoepfner K, Marquardt K, Lang K-D and Bock W 2019 High throughput battery materials testing based on test arrays and dispense/jet printed electrodes *Microsystem. Tech.* **25** 1137–49
- [49] Kendrick E 2019 Advancements in manufacturing *Future Lithium-ion Batteries* ed E Ali (London: The Royal Society of Chemistry) pp 262–89
- [50] Reynolds C D, Slater P R, Hare S D, Simmons M J H and Kendrick E 2021 A review of metrology in lithium-ion electrode coating processes *Mater. Des.* **209** 109971
- [51] Aguiló-Aguayo N, Hubmann D, Khan F U, Arzbacher S and Bechtold T 2020 Water-based slurries for high-energy LiFePO_4 batteries using embroidered current collectors *Sci. Rep.* **10** 1–9
- [52] Toigo C, Kracalik M, Bradt E, Pettinger K H and Arbizzani C 2021 Rheological properties of aqueous sodium alginate slurries for lto battery electrodes *Polymers* **13** 1–12
- [53] Cathode N C M, Sung S H, Kim S, Park J H and Park J D 2020 Role of PVDF in rheology and microstructure of NCM cathode slurries for lithium-ion battery *Materials* **13** 4544
- [54] Bauer W and Nötzel D 2014 Rheological properties and stability of NMP based cathode slurries for lithium ion batteries *Ceram. Int.* **40** 4591–8
- [55] Ouyang L, Wu Z, Wang J, Qi X, Li Q, Wang J and Lu S 2020 The effect of solid content on the rheological properties and microstructures of a Li-ion battery cathode slurry *RSC Adv.* **10** 19360–70
- [56] Liu D, Chen L, Liu T, Fan T, Tsou E and Tiu C 2014 An effective mixing for lithium ion battery slurries *Adv. Chem. Eng. Sci.* **4** 515–28
- [57] Hawley W B and Li J 2019 Beneficial rheological properties of lithium-ion battery cathode slurries from elevated mixing and coating temperatures *J. Energy Storage* **26** 1–19

- [58] Bitsch B, Dittmann J, Schmitt M, Scharfer P, Schabel W and Willenbacher N 2014 A novel slurry concept for the fabrication of lithium-ion battery electrodes with beneficial properties *J. Power Sources* **265** 81–90
- [59] Gastol D, Capener M, Reynolds C, Constable C and Kendrick E 2021 Microstructural design of printed graphite electrodes for lithium-ion batteries *Mater. Des.* **205** 109720
- [60] Hawley W B and Li J 2019 Electrode manufacturing for lithium-ion batteries—analysis of current and next generation processing *J. Energy Storage* **25** 100862
- [61] Yang A, Salminen P, Vervoort S, Endres I and Bachmann H 2011 Role of extensional viscosity in paper coating *Appl. Rheol.* **21** 1–12
- [62] Bockholt H, Haselrieder W and Kwade A 2013 Intensive dry and wet mixing influencing the structural and electrochemical properties of secondary lithium-ion battery cathodes *ECS Trans.* **50** 25–35
- [63] Kraysberg A and Ein-Eli Y 2016 Conveying advanced Li-ion battery materials into practice the impact of electrode slurry preparation skills *Adv. Energy Mater.* **6** 1600655
- [64] Lim S, Kim S, Ahn K H and Lee S J 2015 The effect of binders on the rheological properties and the microstructure formation of lithium-ion battery anode slurries *J. Power Sources* **299** 221–30
- [65] Khandavalli S and Rothstein J P 2016 The effect of shear-thickening on the stability of slot-die coating *AIChE J.* **62** 4536–47
- [66] Font F, Protas B, Richardson G and Foster J M 2018 Binder migration during drying of lithium-ion battery electrodes: modelling and comparison to experiment *J. Power Sources* **393** 177–85
- [67] Li J, Fleetwood J, Hawley W B and Kays W 2022 From materials to cell: state-of-the-art and prospective technologies for lithium-ion battery electrode processing *Chem. Rev.* **122** 903–56
- [68] Du Z, Rollag K M, Li J, An S J, Wood M, Sheng Y, Mukherjee P P, Daniel C and Wood D L 2017 Enabling aqueous processing for crack-free thick electrodes *J. Power Sources* **354** 200–6
- [69] Liu Y, Zhang R, Wang J and Wang Y 2021 Current and future lithium-ion battery manufacturing *iScience* **24** 102332
- [70] Ahmed S, Nelson P A, Gallagher K G and Dees D W 2016 Energy impact of cathode drying and solvent recovery during lithium-ion battery manufacturing *J. Power Sources* **322** 169–78
- [71] Harks P P R M L, Robledo C B, George C, Wang C, van Dijk T, Sturkenboom L, Roesink E D W and Mulder F M 2019 Immersion precipitation route towards high performance thick and flexible electrodes for Li-ion batteries *J. Power Sources* **441** 227200
- [72] Usseglio-Viretta F L E et al 2018 Resolving the discrepancy in tortuosity factor estimation for Li-ion battery electrodes through micro-macro modeling and experiment *J. Electrochem. Soc.* **165** A3403–26
- [73] Boyce A M, Cumming D J, Huang C, Zankowski S P, Grant P S, Brett D J L and Shearing P R 2021 Design of scalable, next-generation thick electrodes: opportunities and challenges *ACS Nano* **15** 18624–32
- [74] Wu J, Ju Z, Zhang X, Quilty C, Takeuchi K J, Bock D C, Marschilok A C, Takeuchi E S and Yu G 2021 Ultrahigh-capacity and scalable architected battery electrodes via tortuosity modulation *ACS Nano* **15** 19109–18
- [75] Narita K, Citrin M A, Yang H, Xia X and Greer J R 2021 3D architected carbon electrodes for energy storage *Adv. Energy Mater.* **11** 1–13
- [76] Chen K H et al 2020 Efficient fast-charging of lithium-ion batteries enabled by laser-patterned three-dimensional graphite anode architectures *J. Power Sources* **471** 228475
- [77] Huang C, Dontigny M, Zaghbi K and Grant P S 2019 Low-tortuosity and graded lithium ion battery cathodes by ice templating *J. Mater. Chem. A* **7** 21421–31
- [78] Bresser D, Buchholz D, Moretti A, Varzi A and Passerini S 2018 Alternative binders for sustainable electrochemical energy storage—the transition to aqueous electrode processing and bio-derived polymers *Energy Environ. Sci.* **11** 3096–127
- [79] Wood M, Li J, Ruther R E, Du Z, Self E C, Meyer H M, Daniel C, Belharouak I and Wood D L 2020 Chemical stability and long-term cell performance of low-cobalt, Ni-Rich cathodes prepared by aqueous processing for high-energy Li-ion batteries *Energy Storage Mater.* **24** 188–97
- [80] Diehm R, Kumberg J, Dörrer C, Müller M, Bauer W, Scharfer P and Schabel W 2020 *In situ* investigations of simultaneous two-layer slot die coating of component-graded anodes for improved high-energy Li-ion batteries *Energy Technol.* **8** 1901251
- [81] Cheng C, Drummond R, Duncan S R and Grant P S 2020 Combining composition graded positive and negative electrodes for higher performance Li-ion batteries *J. Power Sources* **448** 227376
- [82] Zielke L, Hutzenlaub T, Wheeler D R, Chao C-W, Manke I, Hilger A, Paust N, Zengerle R and Thiele S 2015 Three-phase multiscale modeling of a LiCoO₂ cathode: combining the advantages of FIB–SEM imaging and x-ray tomography *Adv. Energy Mater.* **5** 1401612
- [83] Zhang X et al 2021 Tunable porous electrode architectures for enhanced Li-ion storage kinetics in thick electrodes *Nano Lett.* **21** 5896–904
- [84] Bae C J, Erdonmez C K, Halloran J W and Chiang Y M 2013 Design of battery electrodes with dual-scale porosity to minimize tortuosity and maximize performance *Adv. Mater.* **25** 1254–8
- [85] Lacey S D et al 2018 Extrusion-based 3D printing of hierarchically porous advanced battery electrodes *Adv. Mater.* **30** 1705651
- [86] Zhu P, Seifert H J and Pfleging W 2019 The ultrafast laser ablation of Li (Ni_{0.6}Mn_{0.2}Co_{0.2})O₂ electrodes with high mass loading *Appl. Sci.* **9** 4067
- [87] Xu M, Reichman B and Wang X 2019 Modeling the effect of electrode thickness on the performance of lithium-ion batteries with experimental validation *Energy* **186** 115864
- [88] Lee S G, Jeon D H, Kim B M, Kang J H and Kim C-J 2013 Lattice Boltzmann simulation for electrolyte transport in porous electrode of lithium ion batteries *J. Electrochem. Soc.* **160** H258
- [89] Meyer C, Bockholt H, Haselrieder W and Kwade A 2017 Characterization of the calendaring process for compaction of electrodes for lithium-ion batteries *J. Mater. Process. Technol.* **249** 172–8
- [90] Landesfeind J, Hattendorff J, Ehrl A, Wall W A and Gasteiger H A 2016 Tortuosity determination of battery electrodes and separators by impedance spectroscopy *J. Electrochem. Soc.* **163** A1373
- [91] Zhao H, Yang Q, Yuca N, Ling M, Higa K, Battaglia V S, Parkinson D Y, Srinivasan V and Liu G 2016 A convenient and versatile method to control the electrode microstructure toward high-energy lithium-ion batteries *Nano Lett.* **16** 4686–90
- [92] Elango R, Demortière A, De Andrade V, Morcrette M and Seznec V 2018 Thick binder-free electrodes for Li-ion battery fabricated using templating approach and spark plasma sintering reveals high areal capacity *Energy Mater.* **8** 1703031
- [93] Xiong R, Zhang Y, Wang Y, Song L, Li M, Yang H, Huang X, Li D and Zhou H 2021 Scalable manufacture of high-performance battery electrodes enabled by a template-free method *Small Methods* **5** 2100280
- [94] Lu L L, Lu Y-Y, Xiao Z-J, Zhang T-W, Zhou F, Ma T, Ni Y, Yao H-B, Yu S-H and Cui Y 2018 Wood-inspired high-performance ultrathick bulk battery electrodes *Adv. Mater.* **30** 1706745

- [95] Billaud J, Bouville F, Magrini T, Villevieille C and Studart A R 2016 Magnetically aligned graphite electrodes for high-rate performance Li-ion batteries *Nat. Energy* **1** 1–6
- [96] Koos E and Willenbacher N 2011 Capillary forces in suspension rheology *Science* **331** 897–900
- [97] Zhu Y, Ju Z, Zhang X, Lutz D M, Housel L M, Zhou Y, Takeuchi K J, Takeuchi E S, Marschilok A C and Yu G 2020 Evaporation-induced vertical alignment enabling directional ion transport in a 2D-nanosheet-based battery electrode *Adv. Mater.* **32** 1907941
- [98] Stein M IV, Mistry A and Mukherjee P P 2017 Mechanistic understanding of the role of evaporation in electrode processing *J. Electrochem. Soc.* **164** A1616
- [99] Jaiser S, Müller M, Baunach M, Bauer W, Scharfer P and Schabel W 2016 Investigation of film solidification and binder migration during drying of Li-ion battery anodes *J. Power Sources* **318** 210–9
- [100] Zhang Y S, Courtier N E, Zhang Z, Liu K, Bailey J J, Boyce A M, Richardson G, Shearing P R, Kendrick E and Brett D J L 2022 A review of lithium-ion battery electrode drying: mechanisms and metrology *Adv. Energy Mater.* **12** 2102233
- [101] Susarla N, Ahmed S and Dees D W 2018 Modeling and analysis of solvent removal during Li-ion battery electrode drying *J. Power Sources* **378** 660–70
- [102] Forouzan M M, Chao C-W, Bustamante D, Mazzeo B A and Wheeler D R 2016 Experiment and simulation of the fabrication process of lithium-ion battery cathodes for determining microstructure and mechanical properties *J. Power Sources* **312** 172–83
- [103] Zhang Y S 2021 A review of lithium-ion battery electrode drying: mechanisms and metrology *Adv. Energy Mater.*
- [104] Tsotsas E and Mujumdar A S 2007 *Modern Drying Technology* (Hoboken, NJ: Wiley Online Library)
- [105] Defraeye T, Blocken B, Derome D, Nicolai B and Carmeliet J 2012 Convective heat and mass transfer modelling at air-porous material interfaces: overview of existing methods and relevance *Chem. Eng. Sci.* **74** 49–58
- [106] Tirumkudulu M S and Russel W B 2005 Cracking in drying latex films *Langmuir* **21** 4938–48
- [107] Yow H N, Goikoetxea M, Goehring L and Routh A F 2010 Effect of film thickness and particle size on cracking stresses in drying latex films *J. Colloid Interface Sci.* **352** 542–8
- [108] Yow H N, Beristain I, Goikoetxea M, Barandiaran M J and Routh A F 2010 Evolving stresses in latex films as a function of temperature *Langmuir* **26** 6335–42
- [109] Trueman R, Domingues E L, Emmett S, Murray M and Routh A 2012 Auto-stratification in drying colloidal dispersions: a diffusive model *J. Colloid Interface Sci.* **377** 207–12
- [110] Hennessy M G, Breward C J and Please C P 2016 A two-phase model for evaporating solvent-polymer mixtures *SIAM J. Appl. Math.* **76** 1711–36
- [111] Cardinal C M, Jung Y D, Ahn K H and Francis L 2010 Drying regime maps for particulate coatings *AIChE J.* **56** 2769–80
- [112] Li C-C and Wang Y-W 2011 Binder distributions in water-based and organic-based LiCoO₂ electrode sheets and their effects on cell performance *J. Electrochem. Soc.* **158** A1361
- [113] Whitaker S 1977 Simultaneous heat, mass, and momentum transfer in porous media: a theory of drying *Advances in Heat Transfer* vol 13 (Amsterdam: Elsevier) pp 119–203
- [114] Lombardo T, Ngandjong A C, Belhacen A and Franco A A 2021 Carbon-binder migration: a three-dimensional drying model for lithium-ion battery electrodes *Energy Storage Mater.* **43** 337–47
- [115] Zhang Y S, Pallipurath Radhakrishnan A N, Robinson J B, Owen R E, Tranter T G, Kendrick E, Shearing P R and Brett D J L 2021 *In situ* ultrasound acoustic measurement of the lithium-ion battery electrode drying process *ACS Appl. Mater. Interfaces* **13** 36605–20
- [116] Liu H, Cheng X, Chong Y, Yuan H, Huang J and Zhang Q 2021 Advanced electrode processing of lithium ion batteries: a review of powder technology in battery fabrication *Particuology* **57** 56–71
- [117] Foreman E, Zakri W, Hossein Sanatimoghaddam M, Modjtahedi A, Pathak S, Kashkooli A G, Garafolo N G and Farhad S 2017 A review of inactive materials and components of flexible lithium-ion batteries *Adv. Sustain. Syst.* **1** 1700061
- [118] Francis C F, Kyratzis I L and Best A S 2020 Lithium-ion battery separators for ionic-liquid electrolytes: a review *Adv. Mater.* **32** 1904205
- [119] Pfleging W 2018 A review of laser electrode processing for development and manufacturing of lithium-ion batteries *Nanophotonics* **7** 549–73
- [120] Zhang Y S et al 2022 Effective ultrasound acoustic measurement to monitor the lithium-ion battery electrode drying process with various coating thicknesses *ACS Appl. Mater. Interfaces* **14** 2092–101
- [121] Lee S H, Mahadevegowda A, Huang C, Evans J D and Grant P S 2018 Spray printing of self-assembled porous structures for high power battery electrodes *J. Mater. Chem. A* **6** 13133–41
- [122] Kaiser J, Wenzel V, Nirschl H, Bitsch B, Willenbacher N, Baunach M, Schmitt M, Jaiser S, Scharfer P and Schabel W 2014 Process and product development of electrodes for lithium-ion cells *Chem. Ing. Tech.* **86** 695–706
- [123] Günther T, Billot N, Schuster J, Schnell J, Spingler F B and Gasteiger H A 2016 The manufacturing of electrodes: key process for the future success of lithium-ion batteries *Advanced Materials Research* vol 1140 (Trans Tech Publ) pp 304–11
- [124] Zheng H, Tan L, Liu G, Song X and Battaglia V S 2012 Calendering effects on the physical and electrochemical properties of Li [Ni_{1/3}Mn_{1/3}Co_{1/3}] O₂ cathode *J. Power Sources* **208** 52–57
- [125] Hagiwara H, Suszynski W J and Francis L F 2014 A Raman spectroscopic method to find binder distribution in electrodes during drying *J. Coat. Technol. Res.* **11** 11–17
- [126] Lim S, Ahn K H and Yamamura M 2013 Latex migration in battery slurries during drying *Langmuir* **29** 8233–44
- [127] Pfaffmann L, Jaiser S, Müller M, Scharfer P, Schabel W, Bauer W, Scheiba F and Ehrenberg H 2017 New method for binder and carbon black detection at nanometer scale in carbon electrodes for lithium ion batteries *J. Power Sources* **363** 460–9
- [128] Tripathi A M, Su W-N and Hwang B J 2018 *In situ* analytical techniques for battery interface analysis *Chem. Soc. Rev.* **47** 736–851
- [129] Westphal B G and Kwade A 2018 Critical electrode properties and drying conditions causing component segregation in graphitic anodes for lithium-ion batteries *J. Energy Storage* **18** 509–17
- [130] Jaiser S, Friske A, Baunach M, Scharfer P and Schabel W 2017 Development of a three-stage drying profile based on characteristic drying stages for lithium-ion battery anodes *Dry. Technol.* **35** 1266–75
- [131] Bryntesen S N 2021 Opportunities for the state-of-the-art production of lib electrodes—a review *Energies* **14** 1406
- [132] Verdier N 2021 Challenges in solvent-free methods for manufacturing electrodes and electrolytes for lithium-based batteries *Polymers* **13** 323
- [133] Hippauf F 2019 Overcoming binder limitations of sheet-type solid-state cathodes using a solvent-free dry-film approach *Energy Storage Mater.* **21** 390–8

- [134] Ludwig B 2016 Solvent-free manufacturing of electrodes for lithium-ion batteries *Sci. Rep.* **6**
- [135] Schällicke G 2020 Solvent-free manufacturing of electrodes for lithium-ion batteries via electrostatic coating *Energy Technol.* **8** 1900309
- [136] Zhang Z 2021 Flexible sulfide electrolyte thin membrane with ultrahigh ionic conductivity for all-solid-state lithium batteries *Nano Lett.*
- [137] Kirsch D J 2019 Scalable dry processing of binder-free lithium-ion battery electrodes enabled by Holey graphene *ACS Appl. Energy Mater.* **2** 2990–7
- [138] de la Torre-gamarrá C 2020 High mass loading additive-free LiFePO₄ cathodes with 500 μm thickness for high areal capacity Li-ion batteries *J. Power Sources* **458** 228033
- [139] El Khakani S 2020 Melt-processed electrode for lithium ion battery *J. Power Sources* **454** 227884
- [140] Zhen E, Jiang J, Lv C, Huang X, Xu H, Dou H and Zhang X 2021 Effects of binder content on low-cost solvent-free electrodes made by dry-spraying manufacturing for lithium-ion batteries *J. Power Sources* **515** 230644
- [141] Al-Shroofy M, Zhang Q, Xu J, Chen T, Kaur A P and Cheng Y-T 2017 Solvent-free dry powder coating process for low-cost manufacturing of LiNi_{1/3}Mn_{1/3}Co_{1/3}O₂ cathodes in lithium-ion batteries *J. Power Sources* **352** 187–93
- [142] Liu J, Ludwig B, Liu Y, Zheng Z, Wang F, Tang M, Wang J, Wang J, Pan H and Wang Y 2017 Scalable dry printing manufacturing to enable long-life and high energy lithium-ion batteries *Adv. Mater. Technol.* **2** 1700106
- [143] Schreiner D, Oguntke M, Günther T and Reinhart G 2019 Modelling of the calendaring process of NMC-622 cathodes in battery production analyzing machine/material-process-structure correlations *Energy Technol.* **7** 1900840
- [144] Ngandjong A C, Lombardo T, Primo E N, Chouchane M, Shodiev A, Arcelus O and Franco A A 2021 Investigating electrode calendaring and its impact on electrochemical performance by means of a new discrete element method model: towards a digital twin of Li-ion battery manufacturing *J. Power Sources* **485** 229320
- [145] Lu X et al 2020 3D microstructure design of lithium-ion battery electrodes assisted by x-ray nano-computed tomography and modelling *Nat. Commun.* **11** 1–13
- [146] The bad news that Elon Musk shared and everybody missed (available at: <https://subscriptions.theinformation.com/newsletters/the-electric/archive/97441352-f0d1-43ef-9a43-fc00306c15eb>)
- [147] Haselrieder W, Ivanov S, Christen D K, Bockholt H and Kwade A 2013 Impact of the calendaring process on the interfacial structure and the related electrochemical performance of secondary lithium-ion batteries *ECS Trans.* **50** 59
- [148] Primo E N, Chouchane M, Touzin M, Vázquez P and Franco A A 2021 Understanding the calendaring processability of Li (Ni_{0.33}Mn_{0.33}Co_{0.33})O₂-based cathodes *J. Power Sources* **488** 229361
- [149] de Vasconcelos L S, Xu R, Li J and Zhao K 2016 Grid indentation analysis of mechanical properties of composite electrodes in Li-ion batteries *Extreme Mech. Lett.* **9** 495–502
- [150] Xu R, Sun H, de Vasconcelos L S and Zhao K 2017 Mechanical and structural degradation of LiNi_xMn_yCo_zO₂ cathode in Li-ion batteries: an experimental study *J. Electrochem. Soc.* **164** A3333
- [151] Dreger H, Haselrieder W and Kwade A 2019 Influence of dispersing by extrusion and calendaring on the performance of lithium-ion battery electrodes *J. Energy Storage* **21** 231–40
- [152] Son B, Ryou M-H, Choi J, Lee T, Yu H K, Kim J H and Lee Y M 2014 Measurement and analysis of adhesion property of lithium-ion battery electrodes with SAICAS *ACS Appl. Mater. Interfaces* **6** 526–31
- [153] Haselrieder W, Westphal B, Bockholt H, Diener A, Höft S and Kwade A 2015 Measuring the coating adhesion strength of electrodes for lithium-ion batteries *Int. J. Adhes. Adhes.* **60** 1–8
- [154] Heckel R 1961 Density-pressure relationships in powder compaction *Trans. Metall. Soc. AIME* **221** 671–5
- [155] Giménez C S, Finke B, Schilde C, Froböse L and Kwade A 2019 Numerical simulation of the behavior of lithium-ion battery electrodes during the calendaring process via the discrete element method *Powder Technol.* **349** 1–11
- [156] Ge R, Cumming D J and Smith R M 2022 Discrete element method (DEM) analysis of lithium ion battery electrode structures from x-ray tomography-the effect of calendaring conditions *Powder Technol.* **403** 117366
- [157] Ge R, Ghadiri M, Bonakdar T, Zheng Q, Zhou Z, Larson I and Hapgood K 2020 Deformation of 3D printed agglomerates: multiscale experimental tests and DEM simulation *Chem. Eng. Sci.* **217** 115526
- [158] Srivastava I, Bolintineanu D S, Lechman J B and Roberts S A 2020 Controlling binder adhesion to impact electrode mesostructures and transport *ACS Appl. Mater. Interfaces* **12** 34919–30
- [159] Daemi S et al 2019 4D visualisation of *in situ* nano-compression of Li-ion cathode materials to mimic early stage calendaring *Mater. Horiz.* **6** 612–7
- [160] Johnson K L, Kendall K and Roberts A 1971 Surface energy and the contact of elastic solids *Proc. R. Soc. A* **324** 301–13
- [161] Potyondy D O and Cundall P 2004 A bonded-particle model for rock *Int. J. Rock Mech. Min. Sci.* **41** 1329–64
- [162] Ge R, Wang L and Zhou Z 2019 DEM analysis of compression breakage of 3D printed agglomerates with different structures *Powder Technol.* **356** 1045–58
- [163] Mollon G and Zhao J 2014 3D generation of realistic granular samples based on random fields theory and Fourier shape descriptors *Comput. Methods Appl. Mech. Eng.* **279** 46–65
- [164] Choi C 2017 Why U.S. battery startups fail, and how to fix it (available at: <https://spectrum.ieee.org/why-us-battery-startups-fail>)
- [165] Betz J, Bieker G, Meister P, Placke T, Winter M and Schmuck R 2019 Theoretical versus practical energy: a plea for more transparency in the energy calculation of different rechargeable battery systems *Adv. Energy Mater.* **9** 1803170
- [166] Liu L, Guan P and Liu C 2017 Experimental and simulation investigations of porosity graded cathodes in mitigating battery degradation of high voltage lithium-ion batteries *J. Electrochem. Soc.* **164** A3163
- [167] Chowdhury R, Zhao Y, Xia Y, Ouyang M, Brandon N and Banerjee A 2021 Revisiting the promise of bi-layer graded cathodes for improved li-ion battery performance *Sustain. Energy Fuels* **5** 5193–204
- [168] Lu X, Bertei A, Finegan D P, Tan C, Daemi S R, Weaving J S, O'Regan K B and Heenan T M
- [169] Cheng C, Drummond R, Duncan S R and Grant P S 2019 Micro-scale graded electrodes for improved dynamic and cycling performance of li-ion batteries *J. Power Sources* **413** 59–67
- [170] Kalnaus S, Livingston K, Hawley W B, Wang H and Li J 2021 Design and processing for high performance li ion battery electrodes with double-layer structure *J. Energy Storage* **44** 103582
- [171] Zhang Y et al 2017 Reducing the charge carrier transport barrier in functionally layer-graded electrodes *Angew. Chem.* **129** 15 043–15 048
- [172] Kirk T L, Evans J, Please C P and Chapman S J 2022 Modeling electrode heterogeneity in lithium-ion batteries: unimodal and bimodal particle-size distributions *SIAM J. Appl. Math.* **82** 625–53

- [173] Yao 2020 Multilayer electrode architectures for lithium-ion batteries (available at: www.enpowerinc.com/technology/white-papers/)
- [174] Huang A and Grant P S 2018 Coral-like directional porosity lithium ion battery cathodes by ice templating *J. Mater. Chem. A* **6** 14 689–14 699
- [175] Stolze C, Janoschka T, Flauder S, Müller F A, Hager M D and Schubert U S 2016 Investigation of ice-templated porous electrodes for application in organic batteries *ACS Appl. Mater. Interfaces* **8** 23614–23
- [176] Sander J, Erb R M, Li L, Gurijala A and Chiang Y-M 2016 High-performance battery electrodes via magnetic templating *Nat. Energy* **1** 1–7
- [177] Hosseinzadeh E, Marco J and Jennings P 2018 The impact of multi-layered porosity distribution on the performance of a lithium ion battery *Appl. Math. Modelling* **61** 107–23
- [178] Drummond R, Cheng C, Grant P and Duncan S 2022 Modelling the impedance response of graded LiFePO₄ cathodes for li-ion batteries *J. Electrochem. Soc.* **169** 010528
- [179] Doyle M, Fuller T F and Newman J 1993 Modeling of galvanostatic charge and discharge of the lithium/polymer/insertion cell *J. Electrochem. Soc.* **140** 1526–33
- [180] Ferraro M E, Trembacki B L, Brunini V E, Noble D R and Roberts S A 2020 Electrode mesoscale as a collection of particles: coupled electrochemical and mechanical analysis of NMC cathodes *J. Electrochem. Soc.* **167** 013543
- [181] Danner T, Singh M, Hein S, Kaiser J, Hahn H and Latz A 2016 Thick electrodes for Li-ion batteries: a model based analysis *J. Power Sources* **334** 191–201
- [182] Lu X et al 2020 Microstructural evolution of battery electrodes during calendaring *Joule* **4** 2746–68
- [183] Tjaden B, Cooper S J, Brett D J, Kramer D and Shearing P R 2016 On the origin and application of the Bruggeman correlation for analysing transport phenomena in electrochemical systems *Curr. Opin. Chem. Eng.* **12** 44–51
- [184] Boyce A M, Lu X, Brett D J L and Shearing P R 2022 Exploring the influence of porosity and thickness on lithium-ion battery electrodes using an image-based model *J. Power Sources* **542** 231779
- [185] Grillet A M, Humplik T, Stirrup E K, Roberts S A, Barringer D A, Snyder C M, Janvrin M R and Apblett C A 2016 Conductivity degradation of polyvinylidene fluoride composite binder during cycling: measurements and simulations for lithium-ion batteries *J. Electrochem. Soc.* **163** A1859–71
- [186] Phellan R, Hachem B, Clin J, Mac-Thiong J M and Duong L 2021 Real-time biomechanics using the finite element method and machine learning: review and perspective *Med. Phys.* **48** 7–18
- [187] Daemi S R et al 2020 Exploring cycling induced crystallographic change in NMC with x-ray diffraction computed tomography *Phys. Chem. Chem. Phys.* **22** 17814–23
- [188] Tan C, Leach A S, Heenan T M M, Parks H, Jervis R, Weker J N, Brett D J L and Shearing P R 2021 Nanoscale state-of-charge heterogeneities within polycrystalline nickel-rich layered oxide cathode materials *Cell Rep. Phys. Sci.* **2** 100647
- [189] Armstrong G 2019 The Li-ions share *Nat. Chem.* **11** 1076
- [190] Ding Y, Cano Z, Yu A, Lu J and Chen Z 2019 Automotive Li-ion batteries: current status and future perspectives *Electrochem. Energy Rev.* **2** 1–28
- [191] Hanisch C, Schünemann J, Diekmann J, Westphal B, Loellhoeffel T, Prziwara P, Haselrieder W and Kwade A 2015 In-production recycling of active materials from lithium-ion battery scraps *ECS Trans.* **64** 131–45
- [192] Turetskyy A, Wessel J, Herrmann C and Thiede S 2021 Battery production design using multi-output machine learning models *Energy Storage Mater.* **38** 93–112
- [193] Lombardo T et al 2021 Artificial intelligence applied to battery research: hype or reality? *Chem. Rev.*
- [194] Duquesnoy M, Boyano I, Larraitz G, Cereijo P, Elixabete A and Franco A 2021 Machine learning-based on assessment of the impact of the manufacturing process on battery electrode heterogeneity *Energy* **5** 100090
- [195] Ghahramani M, Qiao Y, Zhou, M, Hagan A and Sweeney J 2020 AI-based modeling and data-driven evaluation for smart manufacturing processes *IEEE/CAA J. Autom. Sin.* **7** 1026–37
- [196] Gudivada V, Apon A and Ding J 2017 Data quality considerations for big data and machine learning: going beyond data cleaning and transformations *Inte. J. Adv. Softw.* **10** 1–20
- [197] Cunha R P, Lombardo T, Primo E N and Franco A A 2020 Artificial intelligence investigation of NMC cathode manufacturing parameters interdependencies *Batter. Supercaps* **3** 60–67
- [198] Faraji Niri M, Liu K, Apachitei G, Roman L, Lain M, Widanage D and Marco J 2021 Machine learning for optimised and clean Li-ion battery manufacturing: revealing the dependency between electrode and cell characteristics *J. Clean. Prod.* **321** 129272
- [199] Faraji Niri M, Liu K, Apachitei G, Roman Ramirez L, Widanage D and Marco J 2020 Data mining for quality prediction of battery in manufacturing process: cathode coating process *12th Int. Conf. on Applied Energy (Bangkok, Thailand)*
- [200] Duquesnoy M, Lombardo T, Chouchane M, Primo M and Franco A 2020 Data-driven assessment of electrode calendaring process by combining experimental results, in silico mesostructures generation and machine learning *J. Power Sources* **480** 229103
- [201] Refaeilzadeh P, Tang L and Liu H 2009 Cross-validation *Encyclopedia of Database Systems* (Berlin: Springer) pp 532–8
- [202] Molnar C 2020 *Interpretable Machine Learning* (Lulu Press)
- [203] Román-Ramírez L A, Apachitei G, Faraji-Niri M, Lain M, Widanage D and Marco J 2021 Understanding the effect of coating-drying operating variables on electrode physical and electrochemical properties of lithium-ion batteries *J. Power Sources* **516** 230689
- [204] Lombardo T, Caro F, Ngandjong A, Hoock J, Duquesnoy M, Delepine J, Ponchelet A, Doison S and Franco A 2022 The ARTISTIC online calculator: exploring the impact of lithium-ion battery electrode manufacturing parameters interactively through your browser *Batter. Supercaps* **5** e202100324
- [205] Berrard D 2019 Cross-validation *Encyclopedia of Bioinformatics and Computational Biology* vol 1 pp 542–5
- [206] Niri M, Liu K, Apachitei G, Román-Ramírez L, Lain M, Widanage D and Marco J 2022 Quantifying key factors for optimised manufacturing of Li-ion battery anode and cathode via artificial intelligence *Energy* **7** 100129
- [207] Fisher R A 1935 *The Design of Experiments* (London: Oliver and Boyd)
- [208] Lionberger R A, Lee S L, Lee L, Raw A and Yu L X 2008 Quality by design: concepts for ANDAs *AAPS J.* **10** 268–76
- [209] Montgomery D C 2017 *Design and Analysis of Experiments* 9th edn (New York: Wiley)
- [210] Weissman S A and Anderson N G 2015 Design of experiments (DoE) and process optimization: a review of recent publications *Org. Process Res. Dev.* **19** 1605–33
- [211] Román-Ramírez L A and Marco J 2022 Design of experiments applied to lithium-ion batteries: a literature review *Appl. Energy* **320** 119305

- [212] Mathieu R, Baghdadi I, Briat O, Gyan P and Vinassa J-M 2017 D-optimal design of experiments applied to lithium battery for ageing model calibration *Energy* **141** 2108–19
- [213] Gitzendanner R L, Russell P G, Marsh C and Marsh R A 1999 Design and development of A 20 Ah Li-ion prismatic cell *J. Power Sources* **81–82** 847–52
- [214] Hou P, Yang L, Wang Y, Wiat L, Li S and Luo S-H 2020 Optimize hydrothermal synthesis and electrochemical performance of $\text{Li}_2\text{FeTiO}_4$ composite cathode materials by using orthogonal experimental design method *Ionics* **26** 1657–62
- [215] Walker W Q, Darst J J, Finegan D P, Bayles G A, Johnson K L, Darcy E C and Rickman S L 2019 Decoupling of heat generated from ejected and non-ejected contents of 18650-format lithium-ion cells using statistical methods *J. Power Sources* **415** 207–18
- [216] Jiang L, Li Y, Huang Y, Yu J, Qiao X, Wang Y, Huang C and Cao Y 2020 Optimization of multi-stage constant current charging pattern based on Taguchi method for Li-ion battery *Appl. Energy* **259** 114148
- [217] Kerdja Y, Chandesris M and Martinet S 2021 Microscopy imaging based numerical model of Li-ion batteries electrode: a parametric study through a design of experiment approach *J. Power Sources* **507** 230250
- [218] Rynne O, Dubarry M, Molson C, Nicolas E, Lepage D, Prébé A, Aymé-Perrot D, Rochefort D and Dollé M 2020 Exploiting materials to their full potential, a Li-ion battery electrode formulation optimization study *ACS Appl. Energy Mater.* **3** 2935–48
- [219] Pasta M et al 2020 2020 roadmap on solid-state batteries *J. Phys. Energy* **2** 032008
- [220] Tapia-Ruiz N et al 2021 2021 roadmap for sodium-ion batteries *J. Phys. Energy* **3** 031503
- [221] Government H M 2021 *Department for Business, Energy & Industrial Strategy* (London: Net Zero Strategy: Build Back Greener Crown Copyright)
- [222] Berdichevsky G and Yushin G 2020 *The Future of Energy Storage Towards A Perfect Battery with Global Scale* (Sila Nanotechnologies Inc.)
- [223] European Commission 2018 *A European Strategic Long-term Vision for A Prosperous, Modern, Competitive and Climate Neutral Economy* (Brussels: European Commission)
- [224] Wu B, Widanage W D, Yang S and Liu X 2020 Battery digital twins: perspectives on the fusion of models, data and artificial intelligence for smart battery management systems *Energy* **1** 100016